


CITY OF MATTOON, ILLINOIS

**FINANCIAL STATEMENTS
WITH ACCOMPANYING INFORMATION**

**For the year ended April 30, 2008
and
INDEPENDENT AUDITORS' REPORTS**



CITY OF MATTOON, ILLINOIS

TABLE OF CONTENTS

	<u>Page(s)</u>
FINANCIAL SECTION:	
Independent Auditors' Report	1-2
Management's Discussion and Analysis	3-14
Basic Financial Statements:	
Government-wide Financial Statements:	
Statement of Net Assets.....	15-16
Statement of Activities	17
Fund Financial Statements:	
Balance Sheet – Governmental Funds.....	18
Reconciliation of Total Governmental Fund Balances to Net Assets of Governmental Activities	19
Statement of Revenues, Expenditures and Changes in Fund Balances – Governmental Funds.....	20-21
Reconciliation of the Statement of Revenues, Expenditures and Changes in Fund Balances of Governmental Funds to the Statement of Activities	22
Statement of Net Assets – Proprietary Funds.....	23-24
Statement of Revenues, Expenses and Changes in Fund Net Assets – Proprietary Funds	25-26
Statement of Cash Flows – Proprietary Funds	27-29

CITY OF MATTOON, ILLINOIS

**TABLE OF CONTENTS
(CONTINUED)**

	<u>Page(s)</u>
FINANCIAL SECTION (CONTINUED):	
Basic Financial Statements (Continued):	
Fund Financial Statements (Continued):	
Statement of Fiduciary Net Assets – Fiduciary Component Units.....	30
Statement of Changes in Fiduciary Net Assets – Fiduciary Component Units.....	31
Notes to Financial Statements	32-87
Required Supplementary Information:	
Illinois Municipal Retirement Fund – Schedule of Funding Progress	88
Police Pension Fund – Schedule of Funding Progress	89
Fire Pension Fund – Schedule of Funding Progress.....	90
Schedule of Revenues, Expenditures and Changes in Fund Balance – Budget to Actual – Budgetary Basis – General Fund.....	91-92
Note to Required Supplementary Information	93
Combining and Individual Fund Statements and Schedules:	
Schedule of Revenues, Expenditures and Changes in Fund Balances – Budget to Actual – Budgetary Basis – Capital Projects Fund.....	94
Combining Balance Sheet – Nonmajor Governmental Funds.....	95
Combining Statement of Revenues, Expenditures, and Changes in Fund Balances – Nonmajor Governmental Funds.....	96

CITY OF MATTOON, ILLINOIS

**TABLE OF CONTENTS
(CONTINUED)**

	<u>Page(s)</u>
FINANCIAL SECTION (CONTINUED):	
Combining and Individual Fund Statements and Schedules (Continued):	
Schedule of Revenues, Expenditures and Changes in Fund Balances – Budget to Actual – Budgetary Basis Nonmajor Governmental Fund – Motor Fuel Tax Fund	97
Schedule of Revenues, Expenditures and Changes in Fund Balances – Budget to Actual – Budgetary Basis Nonmajor Governmental Fund – Hotel and Motel Tax Fund	98
Schedule of Revenues, Expenditures and Changes in Fund Balances – Budget to Actual – Budgetary Basis Nonmajor Governmental Fund – Festival Management Fund	99
Schedule of Revenues, Expenditures and Changes in Fund Balances – Budget to Actual – Budgetary Basis – Nonmajor Governmental Fund – Home Rehabilitation Grant Fund	100
Schedule of Revenues, Expenditures and Changes in Fund Balances – Budget to Actual – Budgetary Basis – Nonmajor Governmental Fund – Revolving Loan Fund	101
Schedule of Revenues, Expenditures and Changes in Fund Balances – Budget to Actual – Budgetary Basis – Nonmajor Governmental Fund – Midtown TIF District Fund	102

CITY OF MATTOON, ILLINOIS

**TABLE OF CONTENTS
(CONTINUED)**

	<u>Page(s)</u>
FINANCIAL SECTION (CONTINUED):	
Combining and Individual Fund Statements and Schedules (Continued):	
Combining Statement of Net Assets – Internal Service Funds	103
Combining Statement of Revenues, Expenses and Changes in Fund Net Assets – Internal Service Funds.....	104
Combining Statement of Cash Flows – Internal Service Funds.....	105-106
Balance Sheet – Governmental Component Unit (Mattoon Public Library).....	107
Statement of Revenues, Expenditures and Changes in Fund Balances – Governmental Component Unit (Mattoon Public Library)	108
Combining Statement of Fiduciary Net Assets – Fiduciary Component Units.....	109
Combining Statement of Changes in Fiduciary Net Assets – Fiduciary Component Units.....	110
ACCOMPANYING INFORMATION SECTION:	
Legal Debt Margin (Unaudited)	111
COMPLIANCE SECTION:	
Report on Internal Control Over Financial Reporting and on Compliance and Other Matters Based on an Audit of Financial Statements Performed in Accordance with <i>Government Auditing Standards</i>	112-114

CITY OF MATTOON, ILLINOIS

**TABLE OF CONTENTS
(CONTINUED)**

	<u>Page(s)</u>
COMPLIANCE SECTION (CONTINUED):	
Report on Compliance with Requirements Applicable to Each Major Program and Internal Control over Compliance in Accordance with OMB Circular A-133.....	115-116
Schedule of Expenditures of Federal Awards	117-118
Notes to Schedule of Expenditures of Federal Awards.....	119
Schedule of Findings and Questioned Costs	120-122
Corrective Action Plan for Current Year Audit Finding	123
Summary Schedule of Prior Audit Findings.....	124

FINANCIAL SECTION

WEST & COMPANY, LLC

MEMBERS

E. LYNN FREESE
RICHARD C. WEST
KENNETH L. VOGT
BRIAN E. DANIELL
JANICE K. ROMACK
DIANA R. SMITH
D. RAIF PERRY
JOHN H. VOGT

CERTIFIED PUBLIC ACCOUNTANTS & CONSULTANTS

613 BROADWAY AVENUE
P.O. BOX 945
MATTOON, ILLINOIS 61938

(217) 235-4747
www.westcpa.com

OFFICES

EDWARDSVILLE
EFFINGHAM
GREENVILLE
MATTOON
SULLIVAN

INDEPENDENT AUDITORS' REPORT

Mayor and City Commissioners
City of Mattoon
Mattoon, Illinois 61938

We have audited the accompanying financial statements of the governmental activities, the business-type activities, the aggregate discretely presented component units, each major fund, and the aggregate remaining fund information of the City of Mattoon, Illinois, as of and for the year ended April 30, 2008, which collectively comprise the City's basic financial statements as listed in the table of contents. These financial statements are the responsibility of the City of Mattoon, Illinois' management. Our responsibility is to express opinions on these financial statements based on our audit.

We conducted our audit in accordance with auditing standards generally accepted in the United States of America and the standards applicable to financial audits contained in *Government Auditing Standards*, issued by the Comptroller General of the United States. Those standards require that we plan and perform the audit to obtain reasonable assurance about whether the financial statements are free of material misstatement. An audit includes examining, on a test basis, evidence supporting the amounts and disclosures in the financial statements. An audit also includes assessing the accounting principles used and significant estimates made by management, as well as evaluating the overall financial statement presentation. We believe that our audit provides a reasonable basis for our opinions.

In our opinion, the financial statements referred to above present fairly, in all material respects, the respective financial position of the governmental activities, the business-type activities, the aggregate discretely presented component units, each major fund, and the aggregate remaining fund information of the City of Mattoon, Illinois, as of April 30, 2008, and the respective changes in financial position and cash flows, where applicable, thereof for the year then ended in conformity with accounting principles generally accepted in the United States of America.

Mayor and City Commissioners
City of Mattoon
Page 2

In accordance with *Government Auditing Standards*, we have also issued our report dated December 12, 2008, on our consideration of the City of Mattoon, Illinois' internal control over financial reporting and our tests of its compliance with certain provisions of laws, regulations, contracts, and grant agreements and other matters. The purpose of that report is to describe the scope of our testing of internal control over financial reporting and compliance and the results of that testing, and not to provide an opinion on the internal control over financial reporting or on compliance. That report is an integral part of an audit performed in accordance with *Government Auditing Standards* and is important for assessing the results of our audit.

The management's discussion and analysis on pages 3 through 14, budgetary comparison information on pages 91 through 92 and pension plans' Schedules of Funding Progress on pages 88 through 90 are not a required part of the basic financial statements but are supplementary information required by accounting principles generally accepted in the United States of America. We have applied certain limited procedures, which consisted principally of inquiries of management regarding the methods of measurement and presentation of the required supplementary information. However, we did not audit the information and express no opinion on it.

Our audit was conducted for the purpose of forming opinions on the financial statements that collectively comprise the City of Mattoon, Illinois' basic financial statements. The combining and individual nonmajor fund financial statements and schedules and the combining and individual component unit statements and computation of legal debt margin are presented for purposes of additional analysis and are not a required part of the basic financial statements. The accompanying schedule of expenditures of federal awards is presented for purposes of additional analysis as required by U.S. Office of Management and Budget Circular A-133, *Audits of States, Local Governments, and Non-Profit Organizations*, and is also not a required part of the basic financial statements of the City of Mattoon, Illinois. The combining and individual nonmajor fund financial statements and schedules, the combining and individual component unit statements, and the schedule of expenditures of federal awards have been subjected to the auditing procedures applied in the audit of the basic financial statements and, in our opinion, are fairly stated in all material respects in relation to the basic financial statements taken as a whole. The computation of legal debt margin has not been subjected to the auditing procedures applied in the audit of the basic financial statements and, accordingly, we express no opinion on it.

Went + Company, LLC

December 12, 2008

**CITY OF MATTOON, ILLINOIS
MANAGEMENT'S DISCUSSION AND ANALYSIS**

This discussion and analysis of the financial performance of the City of Mattoon is intended to provide an overview of the City's financial activities for the fiscal year ended April 30, 2008. Readers are encouraged to consider the information presented here in conjunction with additional information as furnished in the financial statements, which begin on page 15.

FINANCIAL HIGHLIGHTS

- The City of Mattoon has total assets of \$81,331,581 and liabilities of \$31,289,380, resulting in net assets of \$50,042,201 as of April 30, 2008. Total assets increased from April 30, 2007 by \$283,618, total liabilities increased from April 30, 2007 by \$322,826 and net assets decreased from April 30, 2007 by \$39,208. Of the net assets as of April 30, 2008, \$41,298,770 represents the City's investment in capital assets, net of related debt, \$1,682,369 is held for restricted purposes, and \$7,061,062 is available to meet the City's ongoing obligations to its citizens and creditors. The City's cash position in the governmental activities increased by \$100,000, from \$4.8 million to \$4.9 million. The City's cash position in the business-type activities decreased by \$800,000, from \$4.9 million to \$4.1 million.

- The following table shows the changes in major revenue sources from 2007 to 2008.

**City of Mattoon, Illinois
Changes in Major Revenue Sources
April 30, 2008**

Source	2008	2007	Change
Intergovernmental Shared Revenues	\$ 9,591,733	\$ 9,230,455	\$ 361,278
Property Tax Revenues	\$ 3,316,774	\$ 3,300,635	\$ 16,139
Utility Tax Revenues	\$ 1,322,050	\$ 1,273,504	\$ 48,546
Hotel Tax Revenues	\$ 228,956	\$ 227,872	\$ 1,084
Water Fund Charges for Services	\$ 3,014,622	\$ 2,977,173	\$ 37,449
Sewer Fund Charges for Services	\$ 3,447,455	\$ 3,521,608	\$ (74,153)
Cemetery Fund Charges for Services	\$ 113,643	\$ 107,944	\$ 5,699
Table Totals	\$ 21,035,233	\$ 20,639,191	\$ 396,042

- During FY 2008, the City of Mattoon continued a proactive plan for the replacement of aging infrastructure, the upgrade of technology used in operations, the improvement of utility services and the continuous replacement of the City's aging vehicle fleet. The City must put in place a long-term capital budget and a long term plan for the purchase of vehicles. In the past the City has funded capital improvements on a year-to-year basis with little planning for the following fiscal years, with the continued tightening of the City's budget a capital plan will become of greater significance.

- Illinois statute restricts municipality general obligation debt to less than 8.625% of equalized property value. As all of Mattoon's debt will be retired from revenue sources other than property taxes, the City's general obligation debt is well below the statutory limit. Between May 1, 2007 and April 30, 2008, \$331,556 in new debt was used to purchase new vehicles.

OVERVIEW OF THE FINANCIAL STATEMENTS

This section serves as an introduction to the City of Mattoon's basic financial statements. The basic financial statements for the City of Mattoon are comprised of three components:

- basic financial statements,
- required supplementary information, and
- combining and individual fund statements.

This report also contains other supplementary information in addition to the basic financial statements.

Government-wide Financial Statements

The two government-wide financial statements are designed to provide readers with a broad overview of the City's finances in a manner similar to private-sector business entities. The *Statement of Net Assets* presents information on all of the City of Mattoon's assets and liabilities, with the difference between the two reported as net assets. Over time, increases or decreases in net assets may serve as a useful indicator of whether the financial position of the City is improving or deteriorating. The *Statement of Activities* presents information showing how the City's net assets changed during the most recent fiscal year. All changes in net assets are reported as soon as the underlying event giving rise to the change occurs, regardless of the timing of the related cash flows. Thus, revenues and expenses are reported in this statement for some items that will result in cash flows in future fiscal periods (e.g., uncollected taxes and earned but unused vacation leave). The government-wide financial statements can be found on pages 15 through 17 of this report.

Both of the government-wide financial statements distinguish those functions of the municipality that are principally supported by taxes and intergovernmental revenues, known as governmental activities, from other functions that are intended to recover all, or a significant portion, of their costs through user fees and services charges, called business-type activities. The governmental activities of the City of Mattoon include general government, public safety, public works, health and welfare, culture and recreation, economic development, capital outlay, debt service and other miscellaneous activities. The business-type activities of the City include the water and sewer utility services and Dodge Grove Cemetery.

In addition to these various direct operations of the City, or primary government, the financial statements also include financial information related to legally distinct entities for which the City has financial responsibility and accountability, known as component units. The City of Mattoon's component units include the Mattoon Firefighters Pension Fund, Mattoon Police Pension Fund, Mattoon Foreign Fire Insurance Tax Account, and the Mattoon Public Library. These entities are described in note 1 following the financial statements.

Fund Financial Statements

A fund is a grouping of related accounts that is used to maintain control over resources that have been segregated for specific activities or objectives. The City of Mattoon, like other governmental entities, uses fund accounting to ensure and demonstrate compliance with various finance-related legal requirements. Some funds are required by law, while others are established internally to maintain control over a particular activity. All of the funds of the City of Mattoon can be divided into three categories: governmental funds, proprietary funds, and fiduciary funds.

Governmental Funds

Governmental funds are used to account for essentially the same functions reported as governmental activities in the government-wide financial statements. However, unlike the government-wide statements, governmental fund financial statements focus on near term inflows and outflows of current spendable resources, as well as balances of spendable resources that can be converted to cash and balances available at the end of the fiscal year for future spending. Such information may be useful in evaluating a government's near-term financing requirements.

Governmental funds include the general, special revenue, and capital projects funds. On the Balance Sheet – Governmental Funds, the General Fund and Capital Projects Fund are shown as separate columns and data from the other governmental funds are combined into a single column for aggregated presentation. Individual fund data for each of these non-major governmental funds is provided in the form of combining statements elsewhere in this report. Reconciliations follow the *Balance Sheet-Governmental Funds* and *Statement of Revenues, Expenditures, and Changes in Fund Balances-Governmental Funds*. The reconciliations show the adjustments that are needed to convert the governmental funds financial statements to the government-wide *Statement of Net Assets* and *Statement of Activities*.

Proprietary Funds

Proprietary funds maintained by the City of Mattoon are of two different types: enterprise funds and internal service funds. Enterprise funds are used to report those functions presented as business-type activities in the government-wide financial statements. The City uses enterprise funds to account for activities that provide supplies and services to the general public. Proprietary fund statements provide the same type of information as the government-wide financial statements, but in more detail. The City's fund financial statements present separate enterprise fund information for the water and sewer utilities and Dodge Grove Cemetery. The proprietary fund financial statements begin on page 23 of this report.

Internal service funds are used to account for enterprise-like operations that provide services, on a user fee basis, primarily or exclusively to departmental customers within the governmental entity itself, rather than to external customers. The City of Mattoon uses internal service funds to account for its employee and retiree health and life insurance and to account for the City's general liability, casualty and workers compensation insurance. Because these services predominately benefit governmental rather than business-type functions, they have been included within the governmental activities in the government-wide financial statements.

Fiduciary Funds

Fiduciary Funds are used to account for assets held by the City in a trustee capacity or as an agent for individuals, private organizations, other governments, and/or other funds. The City does not have any fiduciary funds, but it does include the Mattoon Police Pension Fund and the Mattoon Firefighters Pension Fund, both of which are fiduciary type discretely presented component units. Financial information for the Mattoon Police Pension Fund and Mattoon Firefighters Pension Fund can be found in the *Combining and Individual Fund Statements and Schedules* on pages 109 through 110 of this report.

Notes to the Basic Financial Statements

The notes to the basic financial statements provide additional detail that is essential to a full understanding of the data provided in the government-wide and fund financial statements. The notes to the basic financial statements can be found beginning on page 32 of this report.

Additional Supplementary Information

Following the basic government-wide and fund financial statements and accompanying notes, combining statements are included for the non-major governmental and fiduciary component units.

FINANCIAL ANALYSIS OF THE CITY AS A WHOLE

The *Statement of Net Assets* for the City of Mattoon is summarized in the table below. As noted earlier, net assets may serve over time as a useful indicator of a government's financial position. The City's assets exceeded liabilities by \$50 million as of April 30, 2008. The majority of these net assets reflect the City's investment in capital assets, including land, land improvements, buildings, machinery and equipment, infrastructure, and construction in progress, net of depreciation. These capital assets are used to provide services to citizens and are not available for future spending. Although the City's investment in capital assets is reported net of related debt, it should be noted that the resources needed to repay debt must be provided from other sources, since the capital assets themselves cannot be used to liquidate these liabilities.

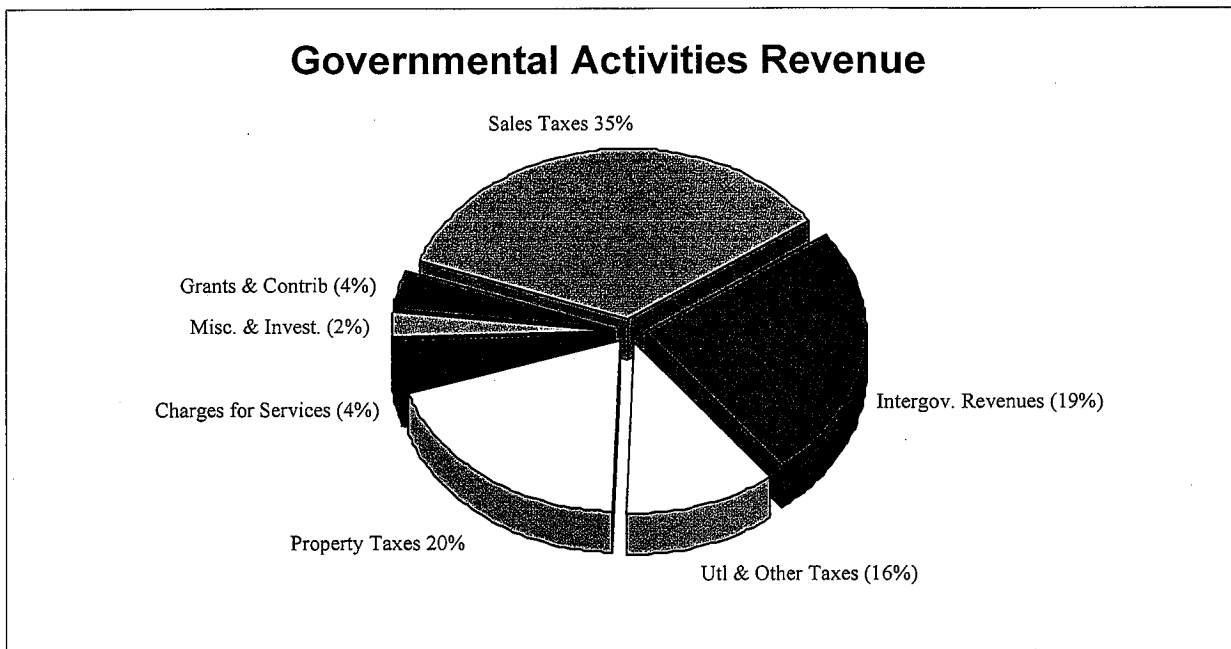
	Governmental Activities		Business-Type Activities		Total	
	2008	2007	2008	2007	2008	2007
Current & Other Assets	\$11,881,779	\$ 9,722,573	\$4,716,723	\$5,608,555	\$16,598,502	\$15,331,128
Capital Assets (net)	\$22,010,206	\$ 22,707,590	\$42,722,873	\$43,009,245	\$64,733,079	\$65,716,835
Total Assets	\$33,891,985	\$ 32,430,163	\$47,439,596	\$48,617,800	\$81,331,581	\$81,047,963
Current Liabilities	\$4,594,657	\$ 2,370,160	\$546,796	\$830,652	\$5,141,453	\$3,200,812
Non-current Liabilities	\$5,187,950	\$ 5,419,456	\$20,959,977	\$22,346,286	\$26,147,927	\$27,765,742
Total Liabilities	\$9,782,607	\$ 7,789,616	\$21,506,773	\$23,176,938	\$31,289,380	\$30,966,554
Invested in Capital Assets, Net of Debt	\$19,156,768	\$ 19,797,752	\$22,142,002	\$20,629,657	\$41,298,770	\$40,427,409
Restricted	\$1,624,357	\$ 1,267,868	\$58,012	\$56,244	\$1,682,369	\$1,324,112
Unrestricted	\$3,328,253	\$ 3,574,927	\$3,732,809	\$4,754,961	\$7,061,062	\$8,329,888
Total Net Assets	\$24,109,378	\$ 24,640,547	\$25,932,823	\$25,440,862	\$50,042,201	\$50,081,409
Total Net Assets as a % of Total Liabilities	246%	316%	121%	110%	160%	162%
Unrestricted Net Assets as a % of Total Liabilities	34%	46%	17%	21%	23%	27%

A small portion of the City's net assets (3.4%) represents resources that are subject to other restrictions as to how they may be used. The remaining \$7 million of total net assets may be used to meet the City's ongoing obligations to its citizens and creditors. It is important to note that \$3.7 million, or about fifty-three percent (53%), of these unrestricted net assets are related to the City's business-type activities. Consequently, they generally may not be used to fund governmental activities. As of April 30, 2008, the City is able to report positive balances in net assets for the governmental activities as well as business-type activities.

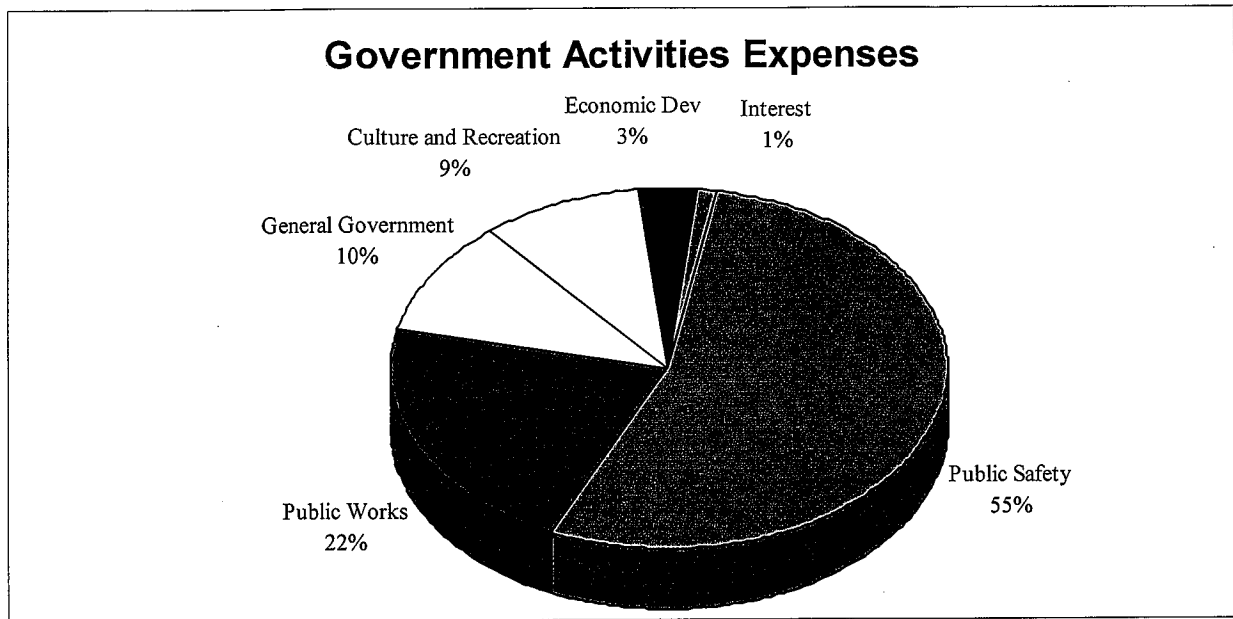
An examination of the *Statement of Activities* provides a concise picture of how the various activities of the City are funded. The following table summarizes the City's governmental and business-type activities.

	Governmental Activities		Business-Type Activities		Total	
	2008	2007	2008	2007	2008	2007
Revenues						
Program Revenues						
Charges for Services	\$704,841	\$826,087	\$6,575,720	\$6,606,725	\$7,280,561	\$7,432,812
Operating Grants & Contr.	\$509,234	\$665,852	\$0	\$0	\$509,234	\$665,852
Capital Grants & Contr.	\$96,319	\$550,501	\$237,741	\$276,033	\$334,060	\$826,534
General Revenues						
Property Taxes	\$3,192,160	\$1,182,869	\$0	\$0	\$3,192,160	\$1,182,869
Sales Taxes	\$5,682,741	\$5,409,855	\$0	\$0	\$5,682,741	\$5,409,855
Utility Taxes	\$1,322,050	\$1,273,504	\$0	\$0	\$1,322,050	\$1,273,504
Telecommunication Taxes	\$802,713	\$873,549	\$0	\$0	\$802,713	\$873,549
Other Taxes	\$525,099	\$518,646	\$0	\$0	\$525,099	\$518,646
Intergovernmental Rev.	\$3,129,657	\$2,627,956	\$0	\$0	\$3,129,657	\$2,627,956
Investments Income	\$200,841	\$295,078	\$166,192	\$199,459	\$367,033	\$494,537
Miscellaneous Income	\$220,737	\$339,515	\$0	\$0	\$220,737	\$339,515
Gain (Loss) on Sale of Assets	(\$24,593)	(\$27,768)	\$98,883	\$518,491	\$74,290	\$490,723
Total Revenue	\$16,361,799	\$14,535,644	\$7,078,536	\$7,600,708	\$23,440,335	\$22,136,352
Expenses						
Program Expenses						
General Government	\$1,749,319	\$1,722,896	\$0	\$0	\$1,749,319	\$1,722,896
Public Safety	\$9,185,406	\$7,094,383	\$0	\$0	\$9,185,406	\$7,094,383
Public Works	\$3,655,737	\$3,833,594	\$0	\$0	\$3,655,737	\$3,833,594
Health and Welfare	\$53,705	\$21,183	\$0	\$0	\$53,705	\$21,183
Culture and Recreation	\$1,601,762	\$1,125,894	\$0	\$0	\$1,601,762	\$1,125,894
Economic Development	\$534,744	\$1,078,569	\$0	\$0	\$534,744	\$1,078,569
Interest on Long-Term Debt	\$202,519	\$206,126	\$0	\$0	\$202,519	\$206,126
Water	\$0	\$0	\$2,949,675	\$2,964,326	\$2,949,675	\$2,964,326
Sewer	\$0	\$0	\$3,345,730	\$3,171,426	\$3,345,730	\$3,171,426
Cemetery	\$0	\$0	\$200,946	\$216,441	\$200,946	\$216,441
Total Expenses	\$16,983,192	\$15,082,645	\$6,496,351	\$6,352,193	\$23,479,543	\$21,434,838
Increase (decrease) in net assets						
before transfers	(\$621,393)	(\$547,001)	\$582,185	\$1,248,515	(\$39,208)	\$701,514
Transfers	\$90,224	\$86,052	(\$90,224)	(\$86,052)	\$0	\$0
Changes in Net Assets	(\$531,169)	(\$460,949)	\$491,961	\$1,162,463	(\$39,208)	\$701,514
Net Assets - May 1	\$24,640,547	\$25,101,496	\$25,440,862	\$24,278,399	\$50,081,409	\$49,379,895
Net Assets - April 30	\$24,109,378	\$24,640,547	\$25,932,823	\$25,440,862	\$50,042,201	\$50,081,409

The following chart illustrates how governmental activities are funded. Sales taxes provided thirty-five percent (35%) of the revenue for governmental revenues. Intergovernmental revenues (state shared taxes) provided nineteen percent (19%) of the revenue for governmental revenues. Property taxes provided twenty percent (20%) of the revenue for governmental activities. Utility taxes, telecommunication taxes, and other taxes provided sixteen percent (16%) of the revenue for governmental activities. Taxes, in one form or another, comprised ninety percent (90%) of the revenue for governmental activities. The remaining ten percent (10%) came from Charges for Services, four percent (4%), Miscellaneous and Investment Revenue, two percent (2%), and Grants and Contributions, four percent (4%).



The following chart illustrates the expenditures of the governmental activities. Public Safety (fire and police protection) comprised fifty-five percent (55%) of the total expenditures of the governmental activities. Public works comprised twenty-two percent (22%) of the total expenditures of the governmental activities. General government comprised ten percent (10%) of the total expenditures of the governmental activities. The remaining thirteen percent (13%) came from expenditures for culture and recreation, nine percent (9%), economic development, three percent (3%) and interest, one percent (1%).



Business-type activities, water and sewer utilities and Dodge Grove cemetery, depend on charges for services as their primary revenue sources. Approximately ninety-three percent (93%) of revenues are generated from user charges.

FINANCIAL ANALYSIS OF THE CITY'S MAJOR FUNDS

Governmental Funds

The focus of the City's governmental funds is to provide information regarding near-term inflows, outflows, and spendable resources. Such information can be useful in assessing the City's financing requirements.

As of April 30, 2008, the City of Mattoon's *Balance Sheet - Governmental Funds* reported combined ending fund balances of \$6,325,504, a decrease of \$534,487 from April 30, 2007. Of the ending fund balances total, \$771,540 is reserved for specific legal requirements and other commitments, leaving total unreserved governmental fund balances of \$5,553,964 available for meeting future budget requirements.

The General fund is the primary operating fund used to account for the governmental operations of the City of Mattoon. The largest revenue sources for the General fund are taxes and intergovernmental revenues which account for ninety-three percent (93%) of revenues. Public safety and public works are the primary operations of the General fund. Approximately fifty-eight percent (58%) of the General fund expenditures of \$15.3 million are allocated to the public safety sector. Another fourteen percent (14%) of the General fund costs are derived from the operations of public works. Over eleven percent (11%) of the General fund's costs are derived from general governmental expenditures.

The General Fund has an undesignated fund balance of \$2,594,433, a decrease of \$720,007 over the balance as of April 30, 2007. The Capital Project Fund has a fund balance of \$1,483,223, an increase of \$351,624 over the balance as of April 30, 2007. The General Fund's undesignated fund balance is available to be applied in a future year's budget to one-time capital projects or to reduce outstanding debt. The Capital Project Funds may be used to fund the City's various infrastructure projects.

With regard to the Other Governmental Funds, the Motor Fuel Tax fund had a total fund balance of \$957,676 and the Revolving Loan fund had a total fund balance of \$1,021,581. The Motor Fuel Tax fund balance primarily reflects the amounts designated to pay for new bridges, resurfacing and construction of new streets. The Revolving Loan fund balance is primarily monies to be pledged for expenditure on loans to assist in the economic development of Mattoon. The remaining special revenue funds included in the Other Governmental Funds column in the balance sheet are the Hotel and Motel Tax Fund, Festival Management Fund, Home Rehabilitation Grant Fund, Midtown TIF District Fund, I-57 East TIF District Fund and the South Rt 45 Business District Fund. These remaining funds had a total fund balance as of April 30, 2008 of \$268,591. The total accumulated fund balances of all the Other Governmental Funds decreased by \$160,197 during 2007-2008.

Proprietary Funds

The City's proprietary fund statements provide the same type of information found in the government-wide financial statements, but in greater detail. The detail of the City's proprietary funds can be found from page 23 to page 29. The net assets of the enterprise type proprietary funds at the end of 2008 totaled \$25,932,823, an increase of \$491,961 from the previous year. The Water fund net assets increased \$415,734, the Sewer fund net assets increased \$104,863 and the Cemetery fund net assets decreased \$28,636.

For the year ended April 30, 2008, revenues in the Water fund totaled \$3,014,622 (an increase of \$37,449 from 2007), operating expenses totaled \$2,616,416 (a decrease of \$629 from 2007) producing operating income of \$398,206 (an increase of \$38,078 from 2007). Non-operating revenues, expenses, and transfers netted an increase of \$17,528, leaving a gain of \$415,734 in the Net Assets of the Water fund. A portion of the increase, \$93,133 came from the sale of the land around Lake Paradise. The Water Fund has not increased rates since 2002 and it appears that through the sale of some of the land held by the Water Fund any rate increases can be avoided while using the proceeds of the sales to fund system improvements.

For the year ended April 30, 2008, revenues in the Sewer fund totaled \$3,447,455 (a decrease of \$74,153 from 2007), operating expenses totaled \$2,981,381 (an increase of \$192,170 from 2007) producing operating income of \$466,074 (a decrease of \$266,323 from 2007). Non-operating revenues, expenses and transfers netted a decrease of \$361,211, leaving a gain of \$104,863 in the Net Assets of the Sewer fund. The Sewer Fund is in a better position than the Water Fund because the Sewer Fund has had series of increases over the last five years. So long as the City can contain the cost of operations, no rate increase should be needed for next year.

For the year ended April 30, 2008, revenues in the Cemetery fund totaled \$113,643 (an increase of \$5,699 from 2007), operating expenses totaled \$200,946 (a decrease of \$15,495 from 2007) producing an operating loss of \$87,303 (a decrease of \$21,194 from 2007). Non-operating revenues totaled \$11,667 and transfers from the General fund and contributions totaled \$47,000, leaving a loss of \$28,636 in the Net Assets of the Cemetery fund. The Cemetery Fund has required, and will continue to require, an annual subsidy from the General Fund. For the foreseeable future the Cemetery Fund will not have enough revenue to cover its expenses.

GENERAL FUND BUDGETARY HIGHLIGHTS

The Required Supplementary Information section contains the Schedule of Revenues, Expenditures, and Changes in Fund Balance – Budget to Actual for the General Fund on pages 91 and 92. The original 2008 General fund budget authorized expenditures and other financing uses of \$15,363,629, funded by anticipated revenues and other financing sources of \$15,365,253 leaving the amount of revenues and other financing sources over expenditures and other financing uses of \$1,624. The actual amount of expenditures and other financing uses over revenues and other financing sources was \$726,164, a negative budget to actual variance of \$727,788.

This negative budget variance can be attributed to four main factors. The first is an unbudgeted increase in health insurance expenses of over \$148,000. The City is self-insured for health purposes and any significant health issue for one or more employees has a direct effect on the City's health insurance costs. The second is the failure of the city to budget for the cost of property & casualty insurance in the general fund. In the past the Insurance & Tort Judgment Fund paid the insurance premiums without passing the cost back to the General Fund. For the year ended April 30, 2008 the General Fund actually paid the Insurance & Tort Judgment Fund over \$161,000. The third factor is the expenditure of over \$75,500 in Omega funds during the fiscal year. This amount was not budgeted for because the money is held in a separate account and can only legally be used for certain expenditures approved by the U.S. Department of Justice. The expenditures are included in our year end figures and skew the variance negatively. The fourth and final factor is the allocation of the employees in the public works department between the General Fund, Water Fund and Sewer Fund. These funds share some of the same employees. The budgeting process involves an estimate of how much work will be done in each of these funds. This fiscal year much more time was spent on General Fund areas than was estimated. The expenses of the Water and Sewer fund both show greatly reduced amounts for personnel expenses due to the greater amount of work being done in the general fund areas. Even though the dollar amounts are large, the General Fund revenues were under budget by .45% and the expenditures were over budget by 5.86%.

The Schedules of Revenues, Expenditures, and Changes in Fund Balance – Budget to Actual for each of the Non-major Governmental Funds can be found in the Combining and Individual Fund Statements and Schedules, beginning on page 97.

CAPITAL ASSETS AND DEBT

Capital Assets

In accordance with the implementation requirements of GASB No. 34, the City has recorded historical costs and depreciation expense associated with all of its capital assets. In accordance with the implementation requirements of GASB No. 34, the historical costs and depreciation expenses associated with all City infrastructure are reported in the financial statements for the period ending on April 30, 2008. As summarized in the table below, the City's reported investment in capital assets for governmental and business-type activities as of April 30, 2008 totaled over \$139.6 million. Over forty-eight percent (48%) of this total cost was related to the business-type activities, with the City's sewer collection and treatment system and water distribution system comprising the most significant component. The governmental activities comprised approximately fifty-two percent (52%) of the total, with the most significant portion being the infrastructure (roads, bridges and sidewalks) of the City.

Total accumulated depreciation was calculated to be over \$74.9 million, or approximately fifty-four percent (54%) of the historical asset cost. Net of accumulated depreciation, the City's investment in capital assets is in excess of \$64.6 million.

City of Mattoon, Illinois Capital Assets, Net of Accumulated Depreciation April 30, 2008

Classification	Governmental Activities	Business-type Activities	Total
Land	\$ 2,122,851	\$ 588,555	\$ 2,711,406
Buildings and Improvements	\$ 6,107,362	\$ 12,627,090	\$ 18,734,452
Equipment, furniture and vehicles	\$ 6,273,126	\$ 3,342,714	\$ 9,615,840
Improvements other than buildings	\$ -	\$ 298,504	\$ 298,504
Infrastructure	\$ 57,915,670	\$ -	\$ 57,915,670
Treat. collect. and distrib. systems	\$ -	\$ 48,029,812	\$ 48,029,812
Construction in Progress	\$ 77,330	\$ 2,219,944	\$ 2,297,274
Subtotal	<u>\$ 72,496,339</u>	<u>\$ 67,106,619</u>	<u>\$ 139,602,958</u>
Less Accumulated Depreciation	\$(50,486,133)	\$(24,444,398)	\$(74,930,531)
Total	<u><u>\$ 22,010,206</u></u>	<u><u>\$ 42,662,221</u></u>	<u><u>\$ 64,672,427</u></u>

Long-Term Debt

On April 30, 2008, the City of Mattoon had \$25,101,163 of bond and long-term note principal outstanding (a decrease of \$1,724,153 from April 30, 2007), as summarized in the following table:

City of Mattoon, Illinois
General Obligation Bonds and Notes Outstanding
April 30, 2008

Classification	Governmental Activities	Business-type Activities	Total
General Obligation Bonds	\$ 3,030,098	\$ 7,384,511	\$ 10,414,609
Notes Payable	\$ 498,467	\$ 13,259,455	\$ 13,757,922
Capital Leases	\$ 809,886	\$ 48,746	\$ 858,632
Developer Contracts	\$ 70,000	\$ -	\$ 70,000
Total	<u>\$ 4,408,451</u>	<u>\$ 20,692,712</u>	<u>\$ 25,101,163</u>

REQUESTS FOR INFORMATION

This financial report is designed to provide our citizens, taxpayers, customers and creditors with a general overview of the City's finances and to show the City's accountability for the money it receives. The City of Mattoon provides the Financial Statements on our web page (www.mattoonillinois.org). If anyone has any questions about this report or needs additional financial information about the City of Mattoon, please contact the Finance Department at 208 North 19th Street, Mattoon, Illinois, 61938. Finance Department staff can also be reached at (217) 235-5483.

BASIC FINANCIAL STATEMENTS

CITY OF MATTOON, ILLINOIS

**STATEMENT OF NET ASSETS
April 30, 2008**

	Primary Government			Component Unit
	Governmental Activities	Business-type Activities	Total	Mattoon Public Library
ASSETS:				
Cash and cash equivalents	\$ 4,596,327	\$ 2,834,354	\$ 7,430,681	\$ 11,748
Certificates of deposit	--	1,072,340	1,072,340	--
Investments, at fair value	108	458	566	7,196
Receivables	5,998,058	449,657	6,447,715	--
Internal balances	34,129	(34,129)	--	--
Due from primary government	--	--	--	36,971
Due from component units	291	--	291	--
Prepaid items	189,572	5,833	195,405	--
Long-term receivables	719,985	--	719,985	--
Restricted assets:				
Cash and cash equivalents	306,188	207,887	514,075	--
Certificates of deposit	--	7,830	7,830	--
Investments, at fair value	--	--	--	25,000
Deferred bond issue expense	37,121	172,493	209,614	--
Cemetery development	--	60,652	60,652	--
Capital assets (net of accumulated depreciation):				
Land	2,122,851	588,555	2,711,406	--
Buildings and building improvements	4,119,095	8,984,872	13,103,967	2,000,670
Improvements other than buildings	--	122,033	122,033	--
Treatment, collection and distribution systems	--	29,168,913	29,168,913	--
Infrastructure	14,225,070	--	14,225,070	--
Equipment, furniture and vehicles	1,465,860	1,577,904	3,043,764	16,618
Construction in progress	77,330	2,219,944	2,297,274	--
Total assets	\$ 33,891,985	\$ 47,439,596	\$ 81,331,581	\$ 2,098,203

See notes to financial statements

CITY OF MATTOON, ILLINOIS

**STATEMENT OF NET ASSETS
(CONTINUED)
April 30, 2008**

	Primary Government			Component Unit
	Governmental Activities	Business-type Activities	Total	Mattoon Public Library
LIABILITIES:				
Accounts payable	\$ 292,218	\$ 100,036	\$ 392,254	\$ 11,126
Payroll liabilities payable	379,082	103,660	482,742	2,084
Other accrued expenses	63,322	221,100	284,422	--
Due to primary government	--	--	--	291
Due to component units	347,240	--	347,240	--
Unearned revenue	3,507,999	--	3,507,999	5,207
Liabilities payable from restricted assets:				
Other payables	4,796	122,000	126,796	--
Non-current liabilities:				
Due within one year	711,731	1,618,793	2,330,524	5,825
Due in more than one year	4,476,219	19,341,184	23,817,403	23,300
Total liabilities	9,782,607	21,506,773	31,289,380	47,833
NET ASSETS:				
Invested in capital assets, net of related debt	19,156,768	22,142,002	41,298,770	2,017,288
Restricted for:				
Public safety	300,565	--	300,565	--
Highways and streets	957,676	--	957,676	--
Culture and recreation	68,552	--	68,552	--
Economic development	78,055	--	78,055	--
Capital improvements	219,509	--	219,509	--
Other purposes	--	58,012	58,012	--
Permanent endowment:				
Nonexpendable	--	--	--	25,000
Unrestricted	3,328,253	3,732,809	7,061,062	8,082
Total net assets	\$ 24,109,378	\$ 25,932,823	\$ 50,042,201	\$ 2,050,370

See notes to financial statements

CITY OF MATTOON, ILLINOIS

STATEMENT OF ACTIVITIES For the year ended April 30, 2008

FUNCTIONS/PROGRAMS: Primary government: Governmental activities: General government Public safety Public works Health and welfare Culture and recreation Economic development Interest on long-term debt Total governmental activities Business-type activities: Water Sewer Cemetery Total business-type activities Total primary government Component Unit: Mattoon Public Library	Program Revenues			Net (Expense) Revenue and Changes in Net Assets			Component Unit
	Expenses	Charges for Services	Operating Grants and Contributions	Capital Grants and Contributions	Primary Government		Mattoon Public Library
					Governmental Activities	Business-type Activities	
\$ 1,749,319	\$ 127,042	\$ --	\$ --	\$ (1,622,277)	\$ --	\$ (1,622,277)	
9,185,406	226,137	268,751	--	(8,690,518)	--	(8,690,518)	
3,655,737	54,020	43,470	52,819	(3,505,428)	--	(3,505,428)	
53,705	--	--	--	(53,705)	--	(53,705)	
1,601,762	297,642	--	--	(1,304,120)	--	(1,304,120)	
534,744	--	197,013	43,500	(294,231)	--	(294,231)	
202,519	--	--	--	(202,519)	--	(202,519)	
16,983,192	704,841	509,234	96,319	(15,672,798)	--	(15,672,798)	
2,949,675	3,014,622	--	237,741	--	302,688	302,688	
3,345,730	3,447,455	--	--	--	101,725	101,725	
200,946	113,643	--	--	--	(87,303)	(87,303)	
6,496,351	6,575,720	--	237,741	--	317,110	317,110	
\$ 23,479,543	\$ 7,280,561	\$ 509,234	\$ 334,060	(15,672,798)	317,110	(15,355,688)	
\$ 540,237	\$ 17,943	\$ 41,047	\$ --	--	--	\$ (481,247)	
General revenues:							
Property taxes				3,064,196	--	3,064,196	--
TIF property tax increment				127,964	--	127,964	--
Telecommunication taxes				802,713	--	802,713	--
Utility taxes				1,322,050	--	1,322,050	--
Other taxes				525,099	--	525,099	--
Payments from primary government				--	--	--	448,159
Sales taxes				5,682,741	--	5,682,741	--
Income and use taxes				1,979,770	--	1,979,770	--
Other intergovernmental revenues				1,149,887	--	1,149,887	--
Investment income				200,841	166,192	367,033	295
Miscellaneous income				220,737	--	220,737	2,951
Gain on sale (loss on disposal) of capital assets				(24,593)	98,883	74,290	--
Transfers				90,224	(90,224)	--	--
Total general revenues and transfers				15,141,629	174,851	15,316,480	451,405
Change in net assets				(531,169)	491,961	(39,208)	(29,842)
Net assets, beginning of year				24,640,547	25,440,862	50,081,409	2,080,212
Net assets, end of year				\$ 24,109,378	\$ 25,932,823	\$ 50,042,201	\$ 2,050,370

See notes to financial statements

CITY OF MATTOON, ILLINOIS

**BALANCE SHEET
GOVERNMENTAL FUNDS
April 30, 2008**

	General	Capital Projects Fund	Other Governmental Funds	Totals
ASSETS:				
Cash and cash equivalents	\$ 1,587,291	\$ 1,435,641	\$ 1,339,881	\$ 4,362,813
Investments, at fair value	108	--	--	108
Receivables	5,818,437	--	179,621	5,998,058
Due from other funds	58,404	49,866	40,246	148,516
Long-term receivables	--	--	719,985	719,985
Advances to other funds	--	--	51,555	51,555
Restricted assets:				
Cash and cash equivalents	300,565	--	--	300,565
 Total assets	<u>\$ 7,764,805</u>	<u>\$ 1,485,507</u>	<u>\$ 2,331,288</u>	<u>\$ 11,581,600</u>
 LIABILITIES AND FUND BALANCES:				
Liabilities:				
Accounts payable	\$ 144,472	\$ 2,284	\$ 18,426	\$ 165,182
Payroll liabilities payable	376,135	--	2,947	379,082
Due to other funds	204,625	--	58,709	263,334
Due to component units	345,019	--	--	345,019
Unearned revenue	4,048,566	--	3,358	4,051,924
Advances from other funds	51,555	--	--	51,555
 Total liabilities	<u>5,170,372</u>	<u>2,284</u>	<u>83,440</u>	<u>5,256,096</u>
 Fund balances:				
Reserved for:				
Advances	--	--	51,555	51,555
Long-term receivables	--	--	719,985	719,985
Unreserved, reported in:				
General fund	2,594,433	--	--	2,594,433
Special revenue funds:				
Undesignated	--	--	1,476,308	1,476,308
Capital project fund	--	1,483,223	--	1,483,223
 Total fund balances	<u>2,594,433</u>	<u>1,483,223</u>	<u>2,247,848</u>	<u>6,325,504</u>
 Total liabilities and fund balances	<u>\$ 7,764,805</u>	<u>\$ 1,485,507</u>	<u>\$ 2,331,288</u>	<u>\$ 11,581,600</u>

See notes to financial statements

CITY OF MATTOON, ILLINOIS

RECONCILIATION OF TOTAL GOVERNMENTAL FUND BALANCES TO NET
ASSETS OF GOVERNMENTAL ACTIVITIES

April 30, 2008

Total fund balances, governmental funds	\$ 6,325,504
Amounts reported for governmental activities in the statement of net assets are different because:	
Capital assets used in governmental activities are not financial resources and, therefore, not reported in the funds.	22,010,206
Other long-term assets are not available to pay for current-period expenditures and, therefore, are deferred in the funds.	543,925
Internal service funds are used by management to charge the costs of certain activities, such as insurance, to individual funds. The assets and liabilities of certain internal service funds are included in governmental activities in the statement of net assets.	443,894
Long-term liabilities, including bonds payable, are not due and payable in the current period and, therefore, are not reported in the funds.	<u>(5,214,151)</u>
Net assets of governmental activities	<u>\$ 24,109,378</u>

See notes to financial statements

CITY OF MATTOON, ILLINOIS

**STATEMENT OF REVENUES, EXPENDITURES AND CHANGES IN FUND BALANCES
GOVERNMENTAL FUNDS
For the year ended April 30, 2008**

	<u>General</u>	<u>Capital Projects Fund</u>	<u>Other Governmental Funds</u>	<u>Totals</u>
Revenues:				
Taxes	\$ 5,515,923	\$ --	\$ 356,920	\$ 5,872,843
Licenses and permits	205,708	--	--	205,708
Intergovernmental revenues	8,551,286	43,500	716,148	9,310,934
Charges for services	350,128	--	--	350,128
Fines and forfeitures	149,005	--	--	149,005
Investment income	117,824	23,732	59,285	200,841
Contributions and miscellaneous revenues	102,071	52,819	118,666	273,556
Total revenues	14,991,945	120,051	1,251,019	16,363,015
Expenditures:				
Current:				
General government	1,668,722	1,000	--	1,669,722
Public safety	8,905,432	--	--	8,905,432
Public works	2,157,787	247,419	341,760	2,746,966
Health and welfare	53,705	--	--	53,705
Culture and recreation	1,207,431	--	348,619	1,556,050
Economic development	190,117	67,684	276,943	534,744
Capital outlay	414,973	145,163	--	560,136
Debt service:				
Principal	586,303	--	--	586,303
Interest and fiscal charges	196,743	--	--	196,743
Total expenditures	\$ 15,381,213	\$ 461,266	\$ 967,322	\$ 16,809,801

See notes to financial statements

CITY OF MATTOON, ILLINOIS

**STATEMENT OF REVENUES, EXPENDITURES AND CHANGES IN FUND BALANCES
(CONTINUED)**

**GOVERNMENTAL FUNDS
For the year ended April 30, 2008**

	<u>General</u>	<u>Capital Projects Fund</u>	<u>Other Governmental Funds</u>	<u>Totals</u>
Excess (deficiency) of revenues over (under) expenditures	\$ (389,268)	\$ (341,215)	\$ 283,697	\$ (446,786)
Other financing sources (uses):				
Transfers in	137,224	693,089	--	830,313
Transfers out	(740,089)	--	--	(740,089)
Long-term debt issued	265,969	--	--	265,969
Total other financing sources (uses)	<u>(336,896)</u>	<u>693,089</u>	<u>--</u>	<u>356,193</u>
Net change in fund balances	(726,164)	351,874	283,697	(90,593)
Fund balances, beginning of year	<u>3,320,597</u>	<u>1,131,349</u>	<u>1,964,151</u>	<u>6,416,097</u>
Fund balances, end of year	<u>\$ 2,594,433</u>	<u>\$ 1,483,223</u>	<u>\$ 2,247,848</u>	<u>\$ 6,325,504</u>

See notes to financial statements

CITY OF MATTOON, ILLINOIS

**RECONCILIATION OF THE STATEMENT OF REVENUES, EXPENDITURES AND
CHANGES IN FUND BALANCES OF GOVERNMENTAL FUNDS TO THE
STATEMENT OF ACTIVITIES
For the year ended April 30, 2008**

Net changes in fund balances, governmental funds \$ (90,593)

Amounts reported for governmental activities in the statement of activities are different because:

Governmental funds report capital outlays as expenditures. In the statement of activities, the cost of those assets is allocated over their estimated useful lives as depreciation expense. This is the amount by which depreciation exceeded capital outlay in the current period. (672,791)

The net effect of various miscellaneous transactions involving capital assets (i.e. sales and donations) is to increase net assets. (24,593)

Revenues in the statement of activities that do not provide current financial resources are not reported as revenues in the funds and some amounts reported as revenues in the funds were reported as revenues on the statement of activities in the prior year. This is the net effect of these differences in revenue recognition. 23,377

The issuance of long-term debt (e.g. bonds, leases) provides current financial resources to governmental funds, while the repayment of the principal of long-term debt consumes the current financial resources of governmental funds. Neither transaction, however, has any effect on net assets. Also, governmental funds report the effect of issuance costs, premiums, discounts, and similar items when debt is first issued, whereas these amounts are deferred and amortized in the statement of activities. This amount is the net effect of these differences in the treatment of long-term debt and related items. 320,334

Some expenses reported in the statement of activities do not require the use of current financial resources and, therefore, are not reported as expenditures in governmental funds. (86,903)

Changes in net assets of governmental activities \$ (531,169)

See notes to financial statements

CITY OF MATTOON, ILLINOIS

**STATEMENT OF NET ASSETS
PROPRIETARY FUNDS**

April 30, 2008

	<u>Business-type Activities - Enterprise Funds</u>				<u>Governmental Activities</u>
	<u>Water Fund</u>	<u>Sewer Fund</u>	<u>Other -</u>	<u>Totals</u>	<u>Internal Service Funds</u>
			<u>Cemetery Fund</u>		
ASSETS:					
Current assets:					
Cash and cash equivalents	\$ 697,721	\$ 2,143,206	\$ (6,573)	\$ 2,834,354	\$ 233,514
Certificates of deposit	676,700	395,640	--	1,072,340	--
Investments, at fair value	458	--	--	458	--
Receivables	323,000	116,833	9,824	449,657	--
Due from other funds	--	--	--	--	148,947
Due from component units	--	--	--	--	291
Prepaid items	--	5,833	--	5,833	189,572
Total current assets	<u>1,697,879</u>	<u>2,661,512</u>	<u>3,251</u>	<u>4,362,642</u>	<u>572,324</u>
Noncurrent assets:					
Restricted assets:					
Cash and cash equivalents	157,705	--	50,182	207,887	5,623
Certificates of deposit	--	--	7,830	7,830	--
Deferred bond issue expense	116,470	56,023	--	172,493	--
Cemetery development	--	--	60,652	60,652	--
Capital assets:					
Land	378,724	208,431	1,400	588,555	--
Buildings and building improvements	12,036,305	502,958	87,827	12,627,090	--
Improvements other than buildings	287,502	11,002	--	298,504	--
Treatment, collection and distribution systems	11,238,176	36,791,636	--	48,029,812	--
Equipment, furniture and vehicles	1,748,126	1,479,248	115,340	3,342,714	--
Construction in progress	820,655	1,399,289	--	2,219,944	--
Less accumulated depreciation	(8,289,326)	(16,053,549)	(101,523)	(24,444,398)	--
Total capital assets (net of accumulated depreciation)	<u>18,220,162</u>	<u>24,339,015</u>	<u>103,044</u>	<u>42,662,221</u>	<u>--</u>
Total noncurrent assets	<u>18,494,337</u>	<u>24,395,038</u>	<u>221,708</u>	<u>43,111,083</u>	<u>5,623</u>
Total assets	<u>\$ 20,192,216</u>	<u>\$ 27,056,550</u>	<u>\$ 224,959</u>	<u>\$ 47,473,725</u>	<u>\$ 577,947</u>

See notes to financial statements

CITY OF MATTOON, ILLINOIS

**STATEMENT OF NET ASSETS
(CONTINUED)
PROPRIETARY FUNDS
April 30, 2008**

	<u>Business-type Activities - Enterprise Funds</u>				<u>Governmental</u>
				<u>Totals</u>	<u>Activities</u>
	<u>Water Fund</u>	<u>Sewer Fund</u>	<u>Other - Cemetery Fund</u>		<u>Internal Service Funds</u>
LIABILITIES:					
Current liabilities:					
Accounts payable	\$ 36,935	\$ 61,674	\$ 1,427	\$ 100,036	\$ 127,036
Payroll liabilities payable	47,483	49,876	6,301	103,660	--
Accrued interest	126,100	95,000	--	221,100	--
Due to other funds	15,243	17,653	1,233	34,129	--
Due to component units	--	--	--	--	2,221
Compensated absences payable	32,977	15,646	4,829	53,452	--
General obligation bonds - current	455,000	285,000	--	740,000	--
Capital lease obligation - current	5,618	5,618	--	11,236	--
Notes payable - current	380,706	433,399	--	814,105	--
Payable from restricted assets:					
Other payables	122,000	--	--	122,000	4,796
Total current liabilities	1,222,062	963,866	13,790	2,199,718	134,053
Noncurrent liabilities:					
Long-term debt payable:					
General obligation bonds payable (net of unamortized discounts and premiums and deferred amount on refunding)	3,608,586	3,035,925	--	6,644,511	--
Capital lease obligation	18,755	18,755	--	37,510	--
Notes payable	4,932,784	7,512,566	--	12,445,350	--
Compensated absences payable	131,910	62,585	19,318	213,813	--
Total noncurrent liabilities	8,692,035	10,629,831	19,318	19,341,184	--
Total liabilities	9,914,097	11,593,697	33,108	21,540,902	134,053
NET ASSETS:					
Invested in capital assets (net of related debt)	8,935,183	13,103,775	103,044	22,142,002	--
Restricted for other purposes	--	--	58,012	58,012	--
Unrestricted	1,342,936	2,359,078	30,795	3,732,809	443,894
Total net assets	\$ 10,278,119	\$ 15,462,853	\$ 191,851	\$ 25,932,823	\$ 443,894

See notes to financial statements

CITY OF MATTOON, ILLINOIS

**STATEMENT OF REVENUES, EXPENSES AND CHANGES IN FUND NET ASSETS
 PROPRIETARY FUNDS
 For the year ended April 30, 2008**

	Business-type Activities - Enterprise Funds				Governmental
	Water Fund	Sewer Fund	Other -	Totals	Internal
			Cemetery Fund		Service Funds
Operating revenues:					
Charges for services	\$ 3,014,622	\$ 3,447,455	\$ 113,643	\$ 6,575,720	\$ --
Fund charges and employee contributions	--	--	--	--	2,809,026
Insurance reimbursements	--	--	--	--	33,655
Miscellaneous operating revenues	--	--	--	--	2,677
Total operating revenue	3,014,622	3,447,455	113,643	6,575,720	2,845,358
Operating expenses:					
Reservoirs and sources of supply	141,366	--	--	141,366	--
Water treatment plant	881,194	--	--	881,194	--
Water distribution	483,036	--	--	483,036	--
Sewer collection system	--	467,698	--	467,698	--
Sewer lift stations	--	47,193	--	47,193	--
Wastewater treatment plant	--	1,076,156	--	1,076,156	--
Accounting and collection	243,018	233,311	--	476,329	--
Administrative and general	265,569	241,147	--	506,716	146,262
Insurance	--	--	--	--	1,025,761
Self insured retention and deductible	--	--	--	--	16,432
Health and uninsured judgements	--	--	--	--	1,656,963
Personnel services	--	--	142,563	142,563	--
Repairs and maintenance	--	--	31,520	31,520	--
Supplies	--	--	4,638	4,638	--
Purchased services	--	--	5,581	5,581	--
Utilities	--	--	6,343	6,343	--
Depreciation	602,233	915,876	10,301	1,528,410	--
Total operating expenses	2,616,416	2,981,381	200,946	5,798,743	2,845,418
Operating income (loss)	\$ 398,206	\$ 466,074	\$ (87,303)	\$ 776,977	\$ (60)

See notes to financial statements

CITY OF MATTOON, ILLINOIS

**STATEMENT OF REVENUES, EXPENSES AND CHANGES IN FUND NET ASSETS
(CONTINUED)
PROPRIETARY FUNDS
For the year ended April 30, 2008**

	<u>Business-type Activities - Enterprise Funds</u>				<u>Governmental Activities</u>
	<u>Other - Cemetery</u>			<u>Totals</u>	<u>Internal Service Funds</u>
	<u>Water Fund</u>	<u>Sewer Fund</u>	<u>Fund</u>		
Non-operating revenues (expenses):					
Investment income	\$ 67,513	\$ 92,762	\$ 5,917	\$ 166,192	\$ 60
Capital grant revenue	237,741	--	--	237,741	--
Interest expense	(320,486)	(358,204)	--	(678,690)	--
Gain on sale of capital assets	93,133	--	5,750	98,883	--
Bond issuance costs	(12,773)	(6,145)	--	(18,918)	--
 Total non-operating revenues (expenses)	 65,128	 (271,587)	 11,667	 (194,792)	 60
 Income (loss) before contributions and transfers	 463,334	 194,487	 (75,636)	 582,185	 --
Transfers in	--	--	47,000	47,000	--
Transfers out	(47,600)	(89,624)	--	(137,224)	--
 Change in net assets	 415,734	 104,863	 (28,636)	 491,961	 --
 Net assets, beginning of year	 9,862,385	 15,357,990	 220,487	 25,440,862	 443,894
 Net assets, end of year	 <u>\$ 10,278,119</u>	 <u>\$ 15,462,853</u>	 <u>\$ 191,851</u>	 <u>\$ 25,932,823</u>	 <u>\$ 443,894</u>

See notes to financial statements

CITY OF MATTOON, ILLINOIS

**STATEMENT OF CASH FLOWS
PROPRIETARY FUNDS**

For the year ended April 30, 2008

	<u>Business-type Activities - Enterprise Funds</u>				<u>Governmental</u>
					<u>Activities</u>
	<u>Water Fund</u>	<u>Sewer Fund</u>	<u>Other - Cemetery Fund</u>	<u>Totals</u>	<u>Internal Service Funds</u>
CASH FLOWS FROM OPERATING ACTIVITIES:					
Receipts from customers and users	\$ 3,014,726	\$ 3,469,772	\$ 103,820	\$ 6,588,318	\$ --
Receipts from interfund services provided	--	--	--	--	2,482,132
Receipts from component units	--	--	--	--	56,187
Receipts from employees and retirees	--	--	--	--	327,932
Payments to employees	(788,916)	(772,986)	(107,061)	(1,668,963)	--
Payments to suppliers	(1,057,733)	(1,329,200)	(61,148)	(2,448,081)	(883,699)
Payments to claimants	--	--	--	--	(1,701,857)
Payments for interfund services used	(190,139)	(213,486)	(18,158)	(421,783)	--
Other receipts	--	--	--	--	36,332
Net cash provided (used) by operating activities	<u>977,938</u>	<u>-1,154,100</u>	<u>(82,547)</u>	<u>2,049,491</u>	<u>317,027</u>
CASH FLOWS FROM NONCAPITAL FINANCING ACTIVITIES:					
Operating transfers in	--	--	47,000	47,000	--
Operating transfers out	(47,600)	(89,624)	--	(137,224)	--
Net cash provided (used) by noncapital financing activities	<u>\$ (47,600)</u>	<u>\$ (89,624)</u>	<u>\$ 47,000</u>	<u>\$ (90,224)</u>	<u>\$ --</u>

See notes to financial statements

CITY OF MATTOON, ILLINOIS

**STATEMENT OF CASH FLOWS
(CONTINUED)**

PROPRIETARY FUNDS

For the year ended April 30, 2008

	<u>Business-type Activities - Enterprise Funds</u>				<u>Governmental</u>
					<u>Activities</u>
	<u>Water Fund</u>	<u>Sewer Fund</u>	<u>Other - Cemetery Fund</u>	<u>Totals</u>	<u>Internal Service Funds</u>
CASH FLOWS FROM CAPITAL AND RELATED FINANCING ACTIVITIES:					
Purchases of capital assets	\$ (350,136)	\$ (819,050)	\$ (12,200)	\$ (1,181,386)	\$ --
Sale of other assets	93,132	--	5,750	98,882	--
Proceeds from capital grants	242,925	--	--	242,925	--
Proceeds from issuance of debt	40,007	25,580	--	65,587	--
Principal payments on debt	(808,838)	(698,136)	--	(1,506,974)	--
Interest and fiscal charges	(310,951)	(355,659)	--	(666,610)	--
Capital contributions	38,015	--	--	38,015	--
Net cash used by capital and related financing activities	<u>(1,055,846)</u>	<u>(1,847,265)</u>	<u>(6,450)</u>	<u>(2,909,561)</u>	<u>--</u>
CASH FLOWS FROM INVESTING ACTIVITIES:					
Investment income received (net of expense)	<u>36,550</u>	<u>73,623</u>	<u>5,680</u>	<u>115,853</u>	<u>60</u>
Net cash provided by investing activities	<u>36,550</u>	<u>73,623</u>	<u>5,680</u>	<u>115,853</u>	<u>60</u>
Net increase (decrease) in cash	(88,958)	(709,166)	(36,317)	(834,441)	317,087
Cash, restricted and unrestricted, beginning of year	<u>944,384</u>	<u>2,852,372</u>	<u>79,926</u>	<u>3,876,682</u>	<u>(77,950)</u>
Cash, restricted and unrestricted, end of year	<u>\$ 855,426</u>	<u>\$ 2,143,206</u>	<u>\$ 43,609</u>	<u>\$ 3,042,241</u>	<u>\$ 239,137</u>

See notes to financial statements

CITY OF MATTOON, ILLINOIS

**STATEMENT OF CASH FLOWS
(CONTINUED)**

PROPRIETARY FUNDS

For the year ended April 30, 2008

	<u>Business-type Activities - Enterprise Funds</u>				<u>Governmental</u>
					<u>Activities</u>
	<u>Water Fund</u>	<u>Sewer Fund</u>	<u>Other - Cemetery Fund</u>	<u>Totals</u>	<u>Internal Service Funds</u>
Reconciliation of operating income to net cash provided (used) by operating activities:					
Operating income (loss)	\$ 398,206	\$ 466,074	\$ (87,303)	\$ 776,977	\$ (60)
Adjustments to reconcile operating income to net cash provided (used) by operating activities:					
Depreciation	602,233	915,876	10,301	1,528,410	--
(Increase) decrease in receivables	(26,853)	22,317	(9,823)	(14,359)	--
(Increase) decrease in due from other funds	--	--	--	--	55,295
(Increase) decrease in due from component units	--	--	--	--	(291)
(Increase) decrease in prepaid items	--	--	--	--	302,587
Increase (decrease) in accounts payable	(29,392)	(252,372)	(400)	(282,164)	(44,502)
Increase (decrease) in payroll liabilities payable	7,833	7,510	495	15,838	--
Increase (decrease) in due to other funds	(38)	1,068	(224)	806	2,221
Increase (decrease) in compensated absences payable	27,179	(6,373)	4,407	25,213	--
Increase (decrease) in meter deposits payable	(1,230)	--	--	(1,230)	--
Increase (decrease) in other payables	--	--	--	--	1,777
Net cash provided (used) by operating activities	<u>\$ 977,938</u>	<u>\$ 1,154,100</u>	<u>\$ (82,547)</u>	<u>\$ 2,049,491</u>	<u>\$ 317,027</u>

See notes to financial statements

CITY OF MATTOON, ILLINOIS

**STATEMENT OF FIDUCIARY NET ASSETS
FIDUCIARY COMPONENT UNITS**

April 30, 2008

	Pension Component Units
	<u> </u>
ASSETS:	
Cash and cash equivalents	\$ 2,215,993
Interest receivable	218,131
Due from primary government	310,269
Investments, at fair value	<u>27,727,007</u>
 Total assets	 30,471,400
LIABILITIES:	
 Pensions payable	 <u>253,645</u>
NET ASSETS:	
 Held in trust for pension benefits (a schedule of funding progress is presented on pages 89-90)	 <u><u>\$ 30,217,756</u></u>

See notes to financial statements

CITY OF MATTOON, ILLINOIS

STATEMENT OF CHANGES IN FIDUCIARY NET ASSETS
FIDUCIARY COMPONENT UNITS
For the year ended April 30, 2008

	<u>Pension Component Units</u>
Additions:	
Contributions:	
Employer	\$ 1,957,377
Plan members	<u>417,135</u>
Total contributions	<u>2,374,512</u>
Investment income:	
Interest income	1,167,541
Net decrease in fair value of investments	<u>(1,131,114)</u>
Net investment income	<u>36,427</u>
Total additions	<u>2,410,939</u>
Deductions:	
Benefits and refunds of contributions	2,971,431
Miscellaneous	<u>6,403</u>
Total expenditures	<u>2,977,834</u>
Net decrease	(566,895)
Net assets held in trust for pension benefits:	
Beginning of year	<u>30,784,651</u>
End of year	<u>\$ 30,217,756</u>

See notes to financial statements

NOTES TO FINANCIAL STATEMENTS

CITY OF MATTOON, ILLINOIS

NOTES TO FINANCIAL STATEMENTS

1. SUMMARY OF SIGNIFICANT ACCOUNTING POLICIES

A. Reporting Entity

The City of Mattoon, Illinois, operates under an elected Commission form of government. The City's major operations include public safety, public works, recreation and parks, and general administrative services. In addition, the City owns and operates two major enterprise activities, a water plant and local sewer system.

As required by generally accepted accounting principles, these financial statements present the government and its component units, entities for which the government is considered to be financially accountable. In accordance with Governmental Accounting Standards Board Statements No. 14 and 39, financial accountability was determined on the basis of authoritative appointments of a voting majority of the potential component unit's board, imposition of its will on the potential component unit, the existence of a financial benefit or burden, fiscal dependency, and the designation of management. Entities may also be part of the financial reporting entity if their inclusion is necessary to prevent the financial statements from being misleading or incomplete or if the entities are closely related to or financially integrated with the primary government. Blended component units, although legally separate entities, are, in substance, part of the government's operations and so data from these units would be combined with data of the City. Each discretely presented component unit is usually reported in a separate column in the government-wide financial statements to emphasize that it is legally separate from the government. However, discretely presented component units that are fiduciary in nature are reported separately in statements relating to fiduciary net assets. Separate financial statements are not issued for the individual component units listed below.

Blended component unit – The Mattoon Foreign Fire Insurance Tax Account is governed by the 2% Foreign Fire Board. The Mattoon Foreign Fire Insurance Account is treated as a blended component unit because its sole purpose is to account for monies received from the Illinois Municipal League to the City's firefighters to purchase equipment and supplies. The entity is reported as a governmental fund type in the General Fund.

Discretely presented component units – The Mattoon Public Library (Library) serves all of the citizens of the city and is governed by a board appointed by the City Council. The City is liable for general obligation bonds issued for construction and improvements of the Library. The Library is reported as a governmental fund type. The Mattoon Police Pension Fund and the Mattoon Firefighters Pension Fund are responsible for funding pensions for their respective members. Because their sole purpose is to provide pension funding for the City's police officers and firefighters, the Mattoon Police Pension Fund and the Mattoon Firefighters Pension Fund are treated as discretely presented component units. Since they are fiduciary in nature, these component units are presented in fiduciary net asset statements.

CITY OF MATTOON, ILLINOIS

NOTES TO FINANCIAL STATEMENTS

1. SUMMARY OF SIGNIFICANT ACCOUNTING POLICIES (CONTINUED)

B. Government-wide and Fund Financial Statements

The government-wide financial statements (the statement of net assets and the statement of activities) report information on all of the nonfiduciary activities of the primary government and its component units. For the most part, the effect of interfund activity has been removed from these statements. However, transactions among City funds that would be treated as revenues and expenditures or expenses if they involved organizations external to City government are accounted for as revenues and expenditures or expenses in the funds involved. Therefore, charges between the City's water and sewer function and various other functions of the government are included since elimination of these charges would distort the direct costs and program revenues reported for the various functions concerned. Governmental activities, which normally are supported by taxes and intergovernmental revenues, are reported separately from business-type activities, which rely to a significant extent on fees and charges for support. Likewise, the primary government is reported separately from certain legally separate component units for which the primary government is financially accountable.

The statement of activities demonstrates the degree to which the direct expenses of a given function or segment are offset by program revenues. Direct expenses are those that are clearly identifiable with a specific function or segment. Program revenues include 1) charges to customers or applicants who purchase, use, or directly benefit from goods, services, or privileges provided by a given function or segment and 2) grants and contributions that are restricted to meeting the operational or capital requirements of a particular function or segment. Taxes and other items not properly included among program revenues are reported instead as general revenues.

Separate financial statements are provided for governmental funds, proprietary funds, and fiduciary funds, even though the latter are excluded from the government-wide financial statements. Major individual governmental funds and major individual enterprise funds are reported as separate columns in the fund financial statements. Nonmajor funds are aggregated and presented in a single column.

C. Financial Statement Presentation

The accounts of the City are organized on the basis of funds, each of which is considered a separate accounting entity. The operations of each fund are accounted for with a separate set of self-balancing accounts that comprise its assets, liabilities, fund balance/net assets, revenues, and expenditures or expenses, as appropriate. Government resources are allocated to and accounted for in individual funds based upon the purposes for which they are to be spent and the means by which spending activities are controlled. The various funds are reported as follows:

CITY OF MATTOON, ILLINOIS

NOTES TO FINANCIAL STATEMENTS

1. SUMMARY OF SIGNIFICANT ACCOUNTING POLICIES (CONTINUED)

C. Financial Statement Presentation (Continued)

Major Governmental Funds

General Fund – The General Fund is the general operating fund of the City. It is used to account for all financial resources except those required to be accounted for in another fund.

Capital Projects Fund – This fund is used to account for financial resources to be used for the acquisition or construction of major capital facilities (other than those financed by proprietary funds and trust funds).

Major Proprietary Funds

Enterprise Funds – Enterprise Funds are used to account for operations (a) that are financed and operated in a manner similar to private business enterprises – where the intent of the governing body is that the costs (expenses, including depreciation) of providing goods or services to the general public on a continuing basis be financed or recovered primarily through user charges; or (b) where the governing body has decided that periodic determination of revenues earned, expenses incurred, and/or net income is appropriate for capital maintenance, public policy, management control, accountability, or other purposes.

Water Fund – This fund is used to account for the activities of the government's water distribution system.

Sewer Fund – This fund is used to account for the activities of the government's sewage treatment plant, sewage pumping stations and collection systems.

Nonmajor Governmental Funds

Special Revenue Funds – Special Revenue Funds are used to account for the proceeds of specific revenue sources (other than special assessments, expendable trusts, or major capital projects) that are legally restricted to expenditures for specific purposes. Included among these funds are:

Motor Fuel Tax Fund – This fund is used to account for the revenue and expenditures related to projects financed by the motor fuel tax funds collected and distributed by the State of Illinois.

CITY OF MATTOON, ILLINOIS

NOTES TO FINANCIAL STATEMENTS

1. SUMMARY OF SIGNIFICANT ACCOUNTING POLICIES (CONTINUED)

C. Financial Statement Presentation (Continued)

Nonmajor Governmental Funds (Continued)

Special Revenue Funds (Continued)

Hotel and Motel Tax Fund – This fund is used to account for the collection of a 5% room occupancy tax.

Festival Management Fund – This fund is used to account for the activities for the 4th of July Fireworks, Lightworks Festival, Water Sports Festival, Fall Festival, and Bagelfest.

Home Rehabilitation Grant Fund – This fund is used to account for housing grants and related expenditures.

Revolving Loan Fund – This fund is used to account for loans provided to businesses to promote economic development.

Midtown TIF District Fund – This fund is used to account for expenditures for implementation of the Mattoon Midtown Redevelopment Plan and Project, including all property tax increment revenues received from Coles County allocable to the operation of the Mattoon Midtown Tax Increment District as required by the Tax Increment Allocation Redevelopment Act (65 ILCS 5/11 - 74.4-3 et seq.).

I-57 East TIF District Fund – This fund is used to account for revenues and expenditures for implementation of the I-57 East Redevelopment Plan and Project, including all property tax increment revenues received from Coles County allocable to the operation of the I-57 East Tax Increment District as required by the Tax Increment Allocation Redevelopment Act (65 ILCS 5/11-74.4-3 et. seq.).

South Rt 45 Business District Fund – This fund is used to account for revenues and expenditures for implementation of the South Rt 45 Business District Plan, including all sales tax and hotel/motel tax revenues received from the State of Illinois and City of Mattoon allocable to the operation of the South Rt 45 Business District Fund as required by the Business District Development and Redevelopment Act (65 ILCS 5/1-74.3-1 et. seq.).

CITY OF MATTOON, ILLINOIS

NOTES TO FINANCIAL STATEMENTS

1. SUMMARY OF SIGNIFICANT ACCOUNTING POLICIES (CONTINUED)

C. Financial Statement Presentation (Continued)

Nonmajor Proprietary Funds

Enterprise Funds – Enterprise Funds are used to account for operations (a) that are financed and operated in a manner similar to private business enterprises – where the intent of the governing body is that the costs (expenses, including depreciation) of providing goods or services to the general public on a continuing basis be financed or recovered primarily through user charges; or (b) where the governing body has decided that periodic determination of revenues earned, expenses incurred, and/or net income is appropriate for capital maintenance, public policy, management control, accountability, or other purposes.

Cemetery Fund – This fund is used to account for the activities of the Dodge Grove Cemetery.

Internal Service Funds – Internal Service Funds are used to account for financing of services provided by one department or agency to other departments or agencies of the governmental unit, or other governmental units, on a cost-reimbursement basis.

Health Insurance Fund – This fund is used to account for employee and retiree health insurance.

Insurance and Tort Judgment Fund – This fund is used to account for the insurance premiums paid by the City.

Other Fund Types

Fiduciary Funds – Fiduciary Funds are used to account for assets held by the City in a custodial capacity or as an agent for individuals, private organizations, other governments, and/or other funds. The City does not have any fiduciary funds, but it does include the Mattoon Police Pension Fund and the Mattoon Firefighters Pension Fund, both of which are fiduciary type discretely presented component units.

CITY OF MATTOON, ILLINOIS

NOTES TO FINANCIAL STATEMENTS

1. SUMMARY OF SIGNIFICANT ACCOUNTING POLICIES (CONTINUED)

D. Measurement Focus and Basis of Accounting

The City's records are generally maintained on the modified accrual basis of accounting. The basis of accounting used in the preparation of the basic financial statements is described in the following paragraphs.

The government-wide financial statements are reported using the economic resources measurement focus and the accrual basis of accounting, as are the proprietary fund and fiduciary fund financial statements. Property taxes are recognized as revenues in the year for which they are levied. Grants and similar items are recognized as revenue as soon as all eligibility requirements imposed by the provider have been met. In the government-wide financial statements and the fund financial statements for the proprietary funds, the City has elected to not apply FASB Statements and Interpretations issued after November 30, 1989.

Governmental fund financial statements are reported using the current financial resources measurement focus and the modified accrual basis of accounting. Revenues are recognized when they become both measurable and available. Available means collectible within the current period or soon enough thereafter to be used to pay liabilities of the current period. The government considers revenues to be available if they are collectible within 60 days after year-end. Expenditures are generally recognized when the related fund liability is incurred, with the exception of principal and interest payments on general long-term debt which are recognized as liabilities when due, and certain compensated absences and claims and judgments which are recognized when the obligations are expected to be liquidated with expendable available financial resources.

Revenues susceptible to accrual are recognized in the current fiscal period. Those revenues include property taxes, franchise fees, interest, and various taxes collected by the state or other party on behalf of the government. In general, other revenues, such as charges for services and miscellaneous revenues, are considered to be measurable and available only when cash is received. Deferred revenues arise when potential revenue does not meet both the measurable and available criteria or when resources are received prior to the government having a legal claim to them. The revenues are subsequently recognized when both recognition criteria are met or when the government has legal claim to the resources.

CITY OF MATTOON, ILLINOIS

NOTES TO FINANCIAL STATEMENTS

1. SUMMARY OF SIGNIFICANT ACCOUNTING POLICIES (CONTINUED)

D. Measurement Focus and Basis of Accounting (Continued)

Property taxes are levied no later than the last Tuesday of December. These taxes attach as an enforceable lien on property as of January 1 of the calendar year that the levy ordinance was enacted. The taxes are payable by property owners in two equal installments. The first installment is due 30 days after the bills are mailed, while the second payment is due around September 1. The Coles County Treasurer distributed the 2006 tax extension to the City on September 9, 2007, October 1, 2007, November 20, 2007, and January 11, 2008. The City Council adopted the 2007 tax levy (receivable in calendar year 2008) on December 17, 2007. For governmental fund financial statements, the 2007 property tax levy is deferred since this amount is normally not collected within the time period to be available (defined as within 60 days). The 2007 property tax levy is also deferred in the government-wide statements, since the levy is intended to finance the fiscal year 2009 expenditures. Property tax revenues recorded in these financial statements are from the 2006 and prior tax levies.

During the year ended April 30, 2008, the reporting of property taxes and corporate personal property replacement taxes for the City's component units was changed. In past fiscal years, the taxes were received in the General Fund, rather than in the component units. The amount apportioned for the component units was reported as a reduction in tax revenue in the General Fund and as tax revenue for the component units. During the fiscal year ended April 30, 2008, the General Fund reported the full amount of these tax revenues. The amounts apportioned for the component units were shown as expenditures in the General Fund and as payments from the primary government or employer contributions in the component units. Management felt that this more accurately portrayed the property tax and corporate personal property replacement tax transactions.

Proprietary funds distinguish operating revenues and expenses from nonoperating items. Operating revenues and expenses generally result from providing services and producing and delivering goods in connection with a proprietary fund's principal ongoing operations. The principal operating revenues of the Water enterprise fund, the Sewer enterprise fund, the Cemetery enterprise fund, and the government's internal service fund are charges to customers for sales and services. Operating expenses for enterprise and internal service funds include the cost of sales and services, administrative expenses, and depreciation on capital assets. All revenues and expenses not meeting this definition are reported as nonoperating revenues and expenses.

CITY OF MATTOON, ILLINOIS

NOTES TO FINANCIAL STATEMENTS

1. SUMMARY OF SIGNIFICANT ACCOUNTING POLICIES (CONTINUED)

E. Assets, Liabilities, and Net Assets or Equity

1. Deposits and Investments

The City considers cash on hand, checking accounts, savings accounts, money market funds, and investments held with an original maturity date of less than three months to be cash and cash equivalents. The City maintains a cash pool for use by most funds. Each fund's portion of this pool is included in the financial statements as cash and cash equivalents. Investments of the City, as well as its component units, are reported at fair value. Securities traded on a national exchange are valued at the last reported sales price at current exchange rates. Unrealized gains or losses from the appreciation or depreciation in fair value of investments in the Firefighters Pension Fund and Police Pension Fund are reported as "net increase (decrease) in fair value of investments."

Statutes authorize the City and the Library to invest in obligations of the United States of America and its agencies, direct obligations of any bank or savings and loan association that is insured by the Federal Deposit Insurance Corporation, short term obligations of corporations subject to certain qualifications, money market mutual funds whose portfolios are limited to governmental securities and obligations, the Illinois Funds Money Market Fund, and bonds of any county, township, city, village, incorporated town, municipal corporation, or school district, subject to certain qualifications.

Statutes authorize the Police and Firefighters Pension component units to invest in obligations of the United States of America and its agencies, bonds of the State of Illinois, bonds of any county, township or municipal corporation of the State of Illinois, Illinois Funds Money Market Fund, money market mutual funds under the Investment Company Act of 1940 subject to certain restrictions, general accounts of life insurance companies authorized to transact business in Illinois, separate accounts managed by life insurance companies subject to certain qualifications, and mutual funds meeting certain requirements. Through an appointed investment adviser, the Pension component units can also invest in common and preferred stocks, subject to certain requirements. Furthermore, investments may be made in banks, savings and loan associations, and credit unions covered by depository insurance.

CITY OF MATTOON, ILLINOIS

NOTES TO FINANCIAL STATEMENTS

1. SUMMARY OF SIGNIFICANT ACCOUNTING POLICIES (CONTINUED)

E. Assets, Liabilities, and Net Assets or Equity (Continued)

2. Receivables and Payables

Activity between funds that are representative of lending/borrowing arrangements outstanding at the end of the fiscal year are referred to as either "due to/from other funds" for the current portion of interfund loans or "advances to/from other funds" for the non-current portion of interfund loans. All other outstanding balances between funds are reported as "due to/from other funds." Any residual balances outstanding between the governmental activities and business-type activities are reported in the government-wide financial statements as "internal balances." Advances between funds, as reported in the fund financial statements, are offset by a fund balance reserve account in applicable governmental funds to indicate that they are not expendable available financial resources.

Accounts receivable have been adjusted for all known uncollectible accounts. No allowance for uncollectibles is considered necessary at year-end.

3. Inventories and Prepaid Items

It has been the policy of the Water and Sewer Funds to charge all materials, chemicals, repair parts, and supplies directly to expense at the time they are purchased. Therefore, no inventory is included in these funds. Inventories of governmental funds are considered immaterial at year-end.

Certain payments reflect costs applicable to future accounting periods and are recorded as prepaid items in both government-wide and fund financial statements.

4. Capital Assets

Capital assets, which include property, plant, and equipment, are reported in the applicable governmental or business-type activities columns in the government-wide financial statements. Land, buildings, furniture, equipment, and vehicles are included at estimated historical cost on various dates prior to December 7, 1971. Property purchased subsequent to that date is valued at historical cost. Donated capital assets are valued at their estimated fair value on the date donated.

CITY OF MATTOON, ILLINOIS

NOTES TO FINANCIAL STATEMENTS

1. SUMMARY OF SIGNIFICANT ACCOUNTING POLICIES (CONTINUED)

E. Assets, Liabilities, and Net Assets or Equity (Continued)

4. Capital Assets (Continued)

The City has adopted an ordinance establishing capitalization thresholds for different classes of capital assets. The capitalization thresholds are as follows:

<u>Property</u>	<u>Threshold</u>
Land	\$ 5,000
Buildings and improvements	\$ 50,000
Infrastructure	\$ 50,000
Equipment and vehicles	\$ 10,000
Software	\$ 10,000

The costs of normal maintenance and repairs that do not add to the value of the asset or materially extend the asset's life are not capitalized. Major outlays for capital assets and improvements are capitalized as projects are constructed. Interest incurred during the construction phase of business-type activities is included as part of the capitalized value of the assets constructed. During the year, no interest was capitalized.

Depreciation has been reported using the straight-line method over the estimated useful lives of the respective assets. Land is not depreciated. The estimated useful lives for each capital asset type are as follows:

<u>Property</u>	<u>Years</u>
Buildings and building improvements	50
Improvements other than buildings	20
Infrastructure:	
Sidewalks and bike paths	15
Streets, curbs and gutters	20
Traffic signals	25
Bridges and storm sewers	50
Radio-read water meter equipment	10
Equipment and vehicles	5
Software	2

CITY OF MATTOON, ILLINOIS

NOTES TO FINANCIAL STATEMENTS

1. SUMMARY OF SIGNIFICANT ACCOUNTING POLICIES (CONTINUED)

E. Assets, Liabilities, and Net Assets or Equity (Continued)

5. Compensated Absences Payable

It is the City's policy to permit employees to accumulate earned but unused vacation and sick pay benefits to specified maximums. Upon separation from service, employees are eligible to receive only a portion of accumulated time. Such amounts are accrued when incurred in the government-wide and proprietary fund financial statements. For governmental funds and the governmental component unit, the amount of compensated absences payable from available resources is recorded only when due for payment, such as when an employee retires or resigns.

6. Long-Term Obligations

In the government-wide financial statements and in the proprietary fund financial statements, long-term debt and other long-term liabilities are reported as liabilities in the applicable governmental activities, business-type activities, or proprietary fund type statement of net assets. Bond premiums and discounts, as well as issuance costs, are deferred and amortized over the life of the bonds using the straight line method, as the differences between the straight line method and the effective interest method are considered immaterial. Bonds payable are reported net of the applicable bond premium or discount. Bond issuance costs are reported as deferred charges and amortized over the term of the related debt.

In the fund financial statements, governmental funds recognize bond premiums and discounts, as well as bond issuance costs, during the current period. The face amount of debt issued is reported as other financing sources. Premiums received on debt issuances are reported as other financing sources while discounts on debt issuances are reported as other financing uses. Issuance costs, whether or not withheld from the actual debt proceeds received, are reported as debt service expenditures.

CITY OF MATTOON, ILLINOIS

NOTES TO FINANCIAL STATEMENTS

1. SUMMARY OF SIGNIFICANT ACCOUNTING POLICIES (CONTINUED)

E. Assets, Liabilities, and Net Assets or Equity (Continued)

7. Fund Balances

In the governmental fund financial statements, funds report reservations of fund balances that are legally segregated for a specific purpose by outside third parties or are not appropriable for future expenditures. Designations of fund balance represent tentative management plans that are subject to change.

8. Net Assets

In the government-wide and proprietary fund financial statements, net assets represent the difference between assets and liabilities. Net assets are displayed in three categories:

Invested in capital assets, net of related debt - Consists of capital assets, net of accumulated depreciation, less outstanding principal of related debt.

Restricted net assets – Consists of net assets with constraints placed on their use either by (1) external groups such as creditors, granters, contributors, or laws or regulations of other governments; or (2) law through constitutional provisions or enabling legislation.

Unrestricted net assets – All other net assets that do not meet the definition of “restricted” or “invested in capital assets, net of related debt.”

The Governmental Activities column on the Statement of Net Assets reports \$1,624,357 of restricted net assets, of which \$288,061 is restricted by enabling legislation.

CITY OF MATTOON, ILLINOIS

NOTES TO FINANCIAL STATEMENTS

1. SUMMARY OF SIGNIFICANT ACCOUNTING POLICIES (CONTINUED)

E. Assets, Liabilities, and Net Assets or Equity (Continued)

8. Net Assets (Continued)

The Business-type Activities column of the Statement of Net Assets and the Cemetery Fund on the Statement of Net Assets for Proprietary Funds contain restricted net assets for mausoleums as follows:

Hearn-Howland Mausoleum

A contribution of \$2,000 plus interest is currently invested in a savings certificate. This contribution and the interest earned thereon are to be used only for the maintenance of the Hearn-Howland mausoleum. The current amount restricted for the Hearn-Howland Mausoleum is \$7,830.

Dodge Grove Cemetery Mausoleum

The Dodge Grove Cemetery mausoleum reserve consists of revenues collected from the sale of crypts. Also included in the reserve is cash received from the Mattoon Mausoleum Company upon its dissolution. This reserve is to be used for the maintenance of the mausoleum. The current amount restricted for the Dodge Grove Cemetery Mausoleum is \$50,182.

The discretely presented component unit, the Mattoon Public Library, also has restricted net assets for purchasing a security system and permanently restricted net assets with unrestricted investment earnings.

F. Use of Estimates

The preparation of financial statements in conformity with generally accepted accounting principles requires management to make estimates and assumptions that affect the reported amounts of assets and liabilities and disclosure of contingent assets and liabilities at the date of the financial statements and the reported amounts of revenues and expenses during the reporting period. Actual results could differ from those estimates.

CITY OF MATTOON, ILLINOIS

NOTES TO FINANCIAL STATEMENTS

1. SUMMARY OF SIGNIFICANT ACCOUNTING POLICIES (CONTINUED)

G. New Accounting Pronouncement

The City of Mattoon will implement GASB Statement No. 45, *Accounting and Financial Reporting by Employers for Postemployment Benefits Other Than Pensions* effective for the fiscal year beginning May 1, 2008. This Statement will require accrual-basis measurement and recognition of other postemployment benefit (OPEB) costs over a period that approximates employees' years of service and will provide information about actuarial accrued liabilities associated with OPEB and whether and to what extent progress is being made in funding the costs. For the fiscal year ended April 30, 2008 and prior fiscal years, the City recognized OPEB costs on a pay-as-you-go basis.

2. RECONCILIATION OF GOVERNMENT-WIDE AND FUND FINANCIAL STATEMENTS

Explanation of Certain Differences Between the Governmental Fund Balance Sheet and the Government-wide Statement of Assets

The reconciliation of total governmental fund balances to net assets of governmental activities" includes a reconciliation between "total fund balances, governmental funds" and "net assets of governmental activities." One element of that reconciliation explains that "long-term liabilities, including bonds payable, are not due and payable in the current period and, therefore, are not reported in the funds." The details of the reconciling amount are as follows:

Bonds payable	\$ (3,095,000)
Less: Deferred charge on refunding (to be amortized as interest expense)	71,501
Plus: Deferred issuance premium (to be amortized as interest expense)	(6,599)
Less: Deferred charge for issuance costs (to be amortized over life of debt)	37,121
Accrued interest payable	(63,322)
Capital leases payable	(809,886)
Notes payable	(498,467)
Developer contracts payable	(70,000)
Compensated absences payable	<u>(779,499)</u>
Net adjustment to reduce "total fund balances, governmental funds" to arrive at "net assets of governmental activities"	<u>\$ (5,214,151)</u>

CITY OF MATTOON, ILLINOIS
NOTES TO FINANCIAL STATEMENTS

2. RECONCILIATION OF GOVERNMENT-WIDE AND FUND FINANCIAL STATEMENTS
 (CONTINUED)

Explanation of Certain Differences Between the Governmental Fund Statement of Revenues, Expenditures, and Changes in Fund Balances and the Government-wide Statement of Activities

The reconciliation of the statement of revenues, expenditures and changes in fund balances of governmental funds to the statement of activities includes a reconciliation between "net changes in fund balances, governmental funds" and "changes in net assets of governmental activities." One element of the reconciliation explains that "governmental funds report capital outlays as expenditures. In the statement of activities, the cost of those assets is allocated over their estimated useful lives as depreciation expense." The details of the reconciling amount are as follows:

Capital outlay	\$ 560,136
Depreciation expense	<u>(1,232,927)</u>
Net adjustment to reduce "net changes in fund balances, governmental funds" to arrive at "changes in net assets of governmental activities"	<u>\$ (672,791)</u>

Another element of that reconciliation states that "The net effect of various miscellaneous transactions involving capital assets (i.e. sales and donations) is to increase net assets." The details of the reconciling amount are as follows:

In the statement of activities, only the gain or loss on the sale or disposal of capital assets is reported. However, in the governmental funds, the proceeds from the sale increase financial resources. Thus, the change in net assets differs from the change in fund balance by the undepreciated cost of the capital assets disposed of or sold.	<u>\$ (24,593)</u>
---	--------------------

CITY OF MATTOON, ILLINOIS

NOTES TO FINANCIAL STATEMENTS

2. RECONCILIATION OF GOVERNMENT-WIDE AND FUND FINANCIAL STATEMENTS (CONTINUED)

Explanation of Certain Differences Between the Governmental Fund Statement of Revenues, Expenditures, and Changes in Fund Balances and the Government-wide Statement of Activities (Continued)

Another element of that reconciliation states that "the issuance of long-term debt (e.g. bonds, leases) provides current financial resources to governmental funds, while the repayment of the principal of long-term debt consumes the current financial resources of governmental funds. Neither transaction, however, has any effect on net assets. Also, governmental funds report the effect of issuance costs, premiums, discounts and similar items when debt is first issued; whereas, these amounts are deferred and amortized in the statement of activities." The details of the reconciling amount are as follows:

Debt issued or incurred:	
Notes payable	\$ (265,969)
Principal repayments:	
General obligation debt	345,000
Capital leases	91,766
Notes payable	68,714
Developer contracts	<u>80,823</u>
Net adjustment to increase "net changes in fund balances, governmental funds" to arrive at "changes in net assets of governmental activities"	<u>\$ 320,334</u>

CITY OF MATTOON, ILLINOIS

NOTES TO FINANCIAL STATEMENTS

2. RECONCILIATION OF GOVERNMENT-WIDE AND FUND FINANCIAL STATEMENTS
(CONTINUED)

Explanation of Certain Differences Between the Governmental Fund Statement of Revenues, Expenditures, and Changes in Fund Balances and the Government-wide Statement of Activities (Continued)

Another element of that reconciliation states that "Some expenses reported in the statement of activities do not require the use of current financial resources and therefore are not reported as expenditures in governmental funds." The details of the reconciling amount are as follows:

Compensated absences	\$ (81,127)
Accrued interest	5,807
Amortization of deferred charge on refunding	(8,319)
Amortization of deferred bond premium	618
Amortization of deferred bond issuance costs	<u>(3,882)</u>
 Net adjustment to decrease "net changes in fund balances, governmental funds" to arrive at "changes in net assets of governmental activities"	 <u>\$ (86,903)</u>

3. DEPOSITS AND INVESTMENTS

A. Deposits

At April 30, 2008, the carrying amount of the primary government's deposits was \$6,564,397 and the bank balance was \$6,040,080. The governmental component unit (Mattoon Public Library) had deposits with a carrying amount of \$7,693 and bank balances totaling \$49,363. The fiduciary component units had deposits with a carrying amount of \$426,035 and bank balances totaling \$426,056. The primary government and governmental component unit (Mattoon Public Library) had cash on hand of \$630 and \$622, respectively.

CITY OF MATTOON, ILLINOIS

NOTES TO FINANCIAL STATEMENTS

3. DEPOSITS AND INVESTMENTS (CONTINUED)

A. Deposits (Continued)

Custodial Credit Risk

Custodial credit risk is the risk that in the event of a bank failure, the government's deposits may not be returned to it. The government does not have a deposit policy for custodial credit risk. At April 30, 2008, the government and its component units had bank balances exposed to custodial credit risk as follows:

	Primary Government	Fiduciary-Type Component Units (Pensions)
Uninsured and uncollateralized	\$ -	\$ 226,056

B. Investments

At April 30, 2008, the City's primary government had the following investments:

Investment Type	Fair Value	Average Credit Rating	Weighted Average Maturity (Years)
Corporate equity	\$ 66	N/A	N/A
Preferred corporate equity	500	N/A	N/A
Illinois Funds Money Market Fund	2,386,441	AAAm	Demand *
Money market accounts	73,458	AAAm/Aaa	N/A
Total	\$ 2,460,465		

* The City uses this money market fund as a savings account as funds are available on demand.

CITY OF MATTOON, ILLINOIS

NOTES TO FINANCIAL STATEMENTS

3. DEPOSITS AND INVESTMENTS (CONTINUED)

B. Investments (Continued)

At April 30, 2008, the City's governmental component unit (Mattoon Public Library) had the following investments:

<u>Investment Type</u>	<u>Fair Value</u>	<u>Average Credit Rating</u>	<u>Weighted Average Maturity (Years)</u>
Mutual funds - equity	\$ 22,175	N/A	N/A
Corporate equity	10,021	N/A	N/A
Money market accounts	3,433	AAAm/Aaa	N/A
Total	\$ 35,629		

At April 30, 2008, the City's fiduciary component units had the following investments:

<u>Investment Type</u>	<u>Fair Value</u>	<u>Average Credit Rating</u>	<u>Weighted Average Maturity (Years)</u>
U.S. agencies	\$ 13,169,171	AAA	16.69
Corporate notes and bonds	99,213	A+/A1	0.10
Corporate notes and bonds	196,895	BBB-/BAA2	13.98
Insurance contracts	7,886,361	AA+/Aa1	N/A
Insurance contracts	3,855,484	AA/Aa1	N/A
Mutual funds - equity	2,156,043	N/A	N/A
Corporate equity	189,600	N/A	N/A
Corporate equity - preferred	85,760	A/A1	N/A
Corporate equity - preferred	88,480	A/A1	N/A
Money market accounts	1,789,958	N/A	N/A
Total	\$ 29,516,965		

CITY OF MATTOON, ILLINOIS

NOTES TO FINANCIAL STATEMENTS

3. DEPOSITS AND INVESTMENTS (CONTINUED)

B. Investments (Continued)

The Illinois Funds Money Market Fund

The Illinois Funds Money Market Fund (Illinois Funds) enables custodians of public funds an investment option with a competitive rate of return on fully collateralized investments and immediate access to the funds. Although not subject to direct regulatory oversight, the investment pool is administered by the Illinois State Treasurer in accordance with the provisions of the Illinois Public Funds Investment Act, 30 ILCS 235. The investment policy of the Illinois Funds states that, unless authorized specifically by the Treasurer, a minimum of 75% of its investments shall have less than one-year maturity and no investment shall exceed two years maturity. The policy also limits investment categories to 25% of the portfolio, with the exception of cash equivalents and U.S. Treasury securities, unless specifically authorized by the Treasurer. Further, certificates of deposit cannot exceed 10% of any single financial institution's total deposits. The Illinois Funds received Standard & Poor's highest rating.

Credit Risk

Credit risk is the risk that an issuer or other counterparty to an investment will not fulfill its obligations. To help assess this risk, investments in debt securities are rated on their credit quality by nationally recognized statistical rating organizations. Statutes state that any short term obligations of corporations invested in by the City's primary government or the Mattoon Public Library component unit must be rated at the time of purchase at one of the three highest classifications established by at least two standard rating services. Investments in bonds of local governments must be rated within the four highest classifications established by a rating service nationally recognized for expertise in rating bonds of states and their political subdivisions. Neither the City nor the Mattoon Public Library governmental component unit has an investment policy that further limits its investments' exposure to credit risk. In addition to the limitations listed above, the City's fiduciary component units' have investment policies that further limit their investments in contracts and agreements of life insurance companies to those rated at least A by A.M. Best Company and AA rated by Moody's and Standard and Poor's rating services.

As of April 30, 2008, the City of Mattoon Police Pension Fund and Fire Pension Fund had investments with AIG Annuity Company totaling \$7,886,361 in market value. AIG Annuity Insurance Company is a subsidiary of AIG, which received an \$80 billion bailout from the federal government on September 16, 2008. These investments are held in separate accounts for each pension fund and are the general assets of AIG Annuity Insurance Company. While not insured, they would not be available to the general creditors of AIG Annuity Insurance Company should the situation deteriorate any further.

CITY OF MATTOON, ILLINOIS

NOTES TO FINANCIAL STATEMENTS

3. DEPOSITS AND INVESTMENTS (CONTINUED)

B. Investments (Continued)

Credit Risk (Continued)

After the bailout of AIG, the credit ratings for AIG Annuity Insurance Company were as follows: Standard & Poor's – A+, Moody's Investor Service – Aa3, Fitch Ratings – AA-, and A.M. Best Company – A. Each of these ratings is still considered strong for higher grade companies. The City considers these securities no riskier than securities held by any other brokerage service. With regard to the insurance components of the variable annuities, these policies are covered under the Illinois Insurance Guarantee Fund.

Interest Rate Risk

Interest rate risk is the risk that changes in interest rates will adversely affect the fair value of an investment. Investments held for longer periods are subject to increased risk of adverse interest rate changes. The primary government of the City and the Mattoon Public Library component unit do not have formal investment policies that limit investment maturities as a means of managing their exposure to fair value losses arising from increasing interest rates. The fiduciary component units' investment policies do not limit investment maturities as a means of managing their exposure to fair value losses arising from increasing interest rates.

Concentration of Credit Risk

Concentration of credit risk is the risk of loss attributed to the magnitude of a government's investment in a single issuer. State statutes limit the investments in short term obligations of corporations to one-third or less of the government's funds. Neither the City nor the Mattoon Public Library component unit has an investment policy that further limits the percentage of investments from a single issuer. There are no investments (other than investments in external investment pools) in any one issuer that represent five percent or more of total investments for the primary government of the City. More than five percent of the Mattoon Public Library component unit's investments are in the Northern Prime Obligations money market fund (9.64%), Bank of America common stock (13.51%), US Tobacco stock (14.61%), and six stock investments funds, consisting of The Fairholme Fund (9.43%), American Funds – Growth Fund of America (12.65%), American Century Equity Income Investment Fund (6.94%), American Funds Capital World Growth & Income Fund (14.02%), Keeley Small Cap Value Fund (5.31%), and T Rowe Price Personal Strategy Fund (8.85%).

CITY OF MATTOON, ILLINOIS

NOTES TO FINANCIAL STATEMENTS

3. DEPOSITS AND INVESTMENTS (CONTINUED)

B. Investments (Continued)

Concentration of Credit Risk (Continued)

State statutes limit the fiduciary component units' investments in separate accounts managed by life insurance companies and mutual funds to a maximum of forty-five percent of the market value of the pension's net present assets in its most recent annual report. Further, the market value of stock in any one corporation cannot exceed five percent of the cash and invested assets of the pension fund. The investment policies of the fiduciary component units do not further limit investment concentrations. More than five percent of the City's fiduciary funds' investments are in the Federal Home Loan Bank (11.45%), the Federal Home Loan Mortgage Corporation (11.81%), the Federal National Mortgage Association (19.60%), AIG Annuity Insurance Company annuities (26.72%), and ING Life Insurance annuities (13.06%).

C. Reconciliation Between the Deposits, Investments, and Cash on Hand as Shown in the Notes and the Cash, Certificates of Deposit, and Investments as Shown on the Financial Statements

	<u>Primary government</u>	<u>Governmental- Type Component Unit (Mattoon Public Library)</u>	<u>Fiduciary-Type Component Units (Pensions)</u>
Deposits, investments, and cash on hand per notes:			
Deposits	\$ 6,564,397	\$ 7,693	\$ 426,035
Investments	2,460,465	35,629	29,516,965
Cash on hand	<u>630</u>	<u>622</u>	<u>--</u>
 Total deposits, investments, and cash on hand	 <u>\$ 9,025,492</u>	 <u>\$ 43,944</u>	 <u>\$ 29,943,000</u>
Cash, certificates of deposit, and investments per statements:			
Cash and cash equivalents	\$ 7,430,681	\$ 11,748	\$ 2,215,993
Certificates of deposit	1,072,340	--	--
Investments	566	7,196	27,727,007
Restricted assets:			
Cash and cash equivalents	514,075	--	--
Certificates of deposit	7,830	--	--
Investments	<u>--</u>	<u>25,000</u>	<u>--</u>
 Total cash and cash equivalents, certificates of deposit and investments	 <u>\$ 9,025,492</u>	 <u>\$ 43,944</u>	 <u>\$ 29,943,000</u>

CITY OF MATTOON, ILLINOIS

NOTES TO FINANCIAL STATEMENTS

4. RECEIVABLES

Receivables balances as of April 30, 2008 for the primary government were as follows:

	<u>Governmental Activities</u>		<u>Business-type Activities</u>		
	<u>General Fund</u>	<u>Other Governmental Funds</u>	<u>Water Fund</u>	<u>Sewer Fund</u>	<u>Other - Cemetery Fund</u>
Property taxes	\$ 3,508,000	\$ --	\$ --	\$ --	\$ --
Utility taxes	107,994	--	--	--	--
Telecommunications taxes	177,919	--	--	--	--
Income and use taxes	476,104	--	--	--	--
Sales taxes	1,378,277	9,048	--	--	--
Personal property replacement taxes	112,498	--	--	--	--
Motor fuel taxes	--	40,945	--	--	--
Other taxes	--	33,460	--	--	--
Grants	11,752	10,900	212,108	--	--
Customer receivables	--	--	82,651	116,833	--
Other receivables	45,893	85,268	28,241	--	9,824
Totals	<u>\$ 5,818,437</u>	<u>\$ 179,621</u>	<u>\$ 323,000</u>	<u>\$ 116,833</u>	<u>\$ 9,824</u>

Receivables balances as of April 30, 2008 for the discretely presented component units were as follows:

	<u>Fiduciary Activities</u>	
	<u>Mattoon Police Pension Fund</u>	<u>Mattoon Firefighters Pension Fund</u>
Interest	<u>\$ 103,276</u>	<u>\$ 114,855</u>

CITY OF MATTOON, ILLINOIS

NOTES TO FINANCIAL STATEMENTS

5. SCHEDULE OF PAYABLES AND RECEIVABLES WITHIN THE REPORTING ENTITY

Payables and receivables between funds consisted of the following at April 30, 2008:

Due to/from other funds

	Receivable	Payable
Governmental Funds:		
General Fund	\$ 58,404	\$ 204,625
Capital Projects Fund	49,866	--
Other Governmental Funds:		
Motor Fuel Tax Fund	24,779	58,404
Hotel and Motel Tax Fund	--	305
Revolving Loan Fund	15,467	--
Total other governmental funds	40,246	58,709
Total governmental funds	148,516	263,334
Proprietary Funds:		
Enterprise Funds:		
Water Fund	--	15,243
Sewer Fund	--	17,653
Other - Cemetery Fund	--	1,233
Total enterprise funds	--	34,129
Internal Service Funds:		
Employee Health Fund	128,909	--
Insurance & Tort Judgment Fund	20,038	--
Total internal service funds	148,947	--
Total proprietary funds	148,947	34,129
Due to/from other funds	\$ 297,463	\$ 297,463

The amount receivable to the General Fund consists of a reimbursement of construction services due from the Motor Fuel Tax Fund. The amount receivable to the Capital Projects Fund consists of the transfer of one-half of the sales tax increase earmarked for capital projects. The amount receivable to the Motor Fuel Tax Fund consists of a reimbursement of street lighting and other expenditures due from the General Fund. The amount receivable to the Revolving Loan Fund consists of the current portion of a long-term loan due from the General Fund. The amount receivable to the Employee Health Fund consists of charges for services due from the General Fund, Hotel and Motel Tax Fund, Water Fund, Sewer Fund, and Cemetery Fund. The amount receivable to the Insurance & Tort Judgment Fund consists of charges for services due from the General Fund, Hotel and Motel Tax Fund, Water Fund, Sewer Fund, and Cemetery Fund.

CITY OF MATTOON, ILLINOIS

NOTES TO FINANCIAL STATEMENTS

5. SCHEDULE OF PAYABLES AND RECEIVABLES WITHIN THE REPORTING ENTITY
(CONTINUED)

Advance to/from other funds

	Receivable	Payable
Governmental Funds:		
General Fund	\$ --	\$ 51,555
Other Governmental Funds:		
Revolving Loan Fund	51,555	--
Advance to/from other funds	\$ 51,555	\$ 51,555

The amount receivable to the Revolving Loan Fund consists of the long-term portion of an economic development loan due from the General Fund.

CITY OF MATTOON, ILLINOIS

NOTES TO FINANCIAL STATEMENTS

5. SCHEDULE OF PAYABLES AND RECEIVABLES WITHIN THE REPORTING ENTITY
(CONTINUED)

Payables and receivables between funds and component units, classified as “due from primary government” and “due to component units,” consisted of the following at April 30, 2008:

Due between primary government and component units

	Receivable	Payable
Primary Government:		
Governmental Fund:		
General Fund	\$ --	\$ 345,019
Proprietary Funds:		
Internal Service Funds:		
Employee Health Fund	--	2,221
Insurance & Tort Judgment Fund	291	--
Total internal service funds	291	2,221
Total primary government	291	347,240
Component Units:		
Governmental Component Unit:		
Mattoon Public Library	36,971	291
Fiduciary Component Units:		
Firefighters Pension Fund	172,810	--
Police Pension Fund	137,459	--
Total fiduciary component units	310,269	--
Total component units	347,240	291
Due between primary government and component units	\$ 347,531	\$ 347,531

The amount receivable to the Insurance & Tort Judgment Fund consists of charges for services due from the Mattoon Public Library component unit. The amount receivable to the Mattoon Public Library component unit consists of personal property replacement taxes from the General Fund and an overpayment of charges from the Employee Health Fund. The amounts receivable to the Fiduciary Component Units consist of personal property replacement taxes from the General Fund.

CITY OF MATTOON, ILLINOIS

NOTES TO FINANCIAL STATEMENTS

6. CAPITAL ASSETS

Analysis of changes in primary government capital assets:

	<u>Balance</u> <u>April 30, 2007</u>	<u>Additions</u>	<u>Deletions</u>	<u>Balance</u> <u>April 30, 2008</u>
Primary government:				
Governmental activities:				
Capital assets not being depreciated:				
Land	\$ 2,061,660	\$ 61,191	\$ --	\$ 2,122,851
Construction in progress	<u>58,275</u>	<u>19,055</u>	<u>--</u>	<u>77,330</u>
Total capital assets not being depreciated	<u>2,119,935</u>	<u>80,246</u>	<u>--</u>	<u>2,200,181</u>
Capital assets being depreciated:				
Buildings and improvements	6,146,741	64,917	104,296	6,107,362
Less: Accumulated depreciation	<u>(1,946,052)</u>	<u>(125,188)</u>	<u>(82,973)</u>	<u>(1,988,267)</u>
Buildings and improvements, net	<u>4,200,689</u>	<u>(60,271)</u>	<u>21,323</u>	<u>4,119,095</u>
Infrastructure	57,915,670	--	--	57,915,670
Less: Accumulated depreciation	<u>(42,934,631)</u>	<u>(755,969)</u>	<u>--</u>	<u>(43,690,600)</u>
Infrastructure, net	<u>14,981,039</u>	<u>(755,969)</u>	<u>--</u>	<u>14,225,070</u>
Equipment, furniture and vehicles	5,991,183	414,973	133,030	6,273,126
Less: Accumulated depreciation	<u>(4,585,256)</u>	<u>(351,770)</u>	<u>(129,760)</u>	<u>(4,807,266)</u>
Equipment, furniture and vehicles, net	<u>1,405,927</u>	<u>63,203</u>	<u>3,270</u>	<u>1,465,860</u>
Total capital assets being depreciated, net	<u>20,587,655</u>	<u>(753,037)</u>	<u>24,593</u>	<u>19,810,025</u>
Governmental activities, Capital assets, net	<u>\$ 22,707,590</u>	<u>\$ (672,791)</u>	<u>\$ 24,593</u>	<u>\$ 22,010,206</u>

CITY OF MATTOON, ILLINOIS

NOTES TO FINANCIAL STATEMENTS

6. CAPITAL ASSETS (CONTINUED)

Analysis of changes in primary government capital assets (continued):

	Balance April 30, 2007	Additions	Deletions	Balance April 30, 2008
Business-type activities:				
Capital assets not being depreciated:				
Land	\$ 588,555	\$ --	\$ --	\$ 588,555
Construction in progress	<u>1,362,481</u>	<u>1,023,265</u>	<u>165,802</u>	<u>2,219,944</u>
Total capital assets not being depreciated	<u>1,951,036</u>	<u>1,023,265</u>	<u>165,802</u>	<u>2,808,499</u>
Capital assets being depreciated:				
Buildings and building improvements	12,627,090	--	--	12,627,090
Less: Accumulated depreciation	<u>(3,418,019)</u>	<u>(224,199)</u>	<u>--</u>	<u>(3,642,218)</u>
Buildings and building improvements, net	<u>9,209,071</u>	<u>(224,199)</u>	<u>--</u>	<u>8,984,872</u>
Improvements other than building	298,504	--	--	298,504
Less: Accumulated depreciation	<u>(164,170)</u>	<u>(12,301)</u>	<u>--</u>	<u>(176,471)</u>
Improvements other than building, net	<u>134,334</u>	<u>(12,301)</u>	<u>--</u>	<u>122,033</u>
Treatment, collection and distribution systems	47,791,158	238,654	--	48,029,812
Less: Accumulated depreciation	<u>(17,763,803)</u>	<u>(1,097,096)</u>	<u>--</u>	<u>(18,860,899)</u>
Treatment, collection and distribution systems, net	<u>30,027,355</u>	<u>(858,442)</u>	<u>--</u>	<u>29,168,913</u>
Equipment, furniture and vehicles	3,257,445	85,269	--	3,342,714
Less: Accumulated depreciation	<u>(1,569,996)</u>	<u>(194,814)</u>	<u>--</u>	<u>(1,764,810)</u>
Equipment, furniture and vehicles, net	<u>1,687,449</u>	<u>(109,545)</u>	<u>--</u>	<u>1,577,904</u>
Total capital assets being depreciated, net	<u>41,058,209</u>	<u>(1,204,487)</u>	<u>--</u>	<u>39,853,722</u>
Business-type activities, Capital assets, net	<u>\$ 43,009,245</u>	<u>\$ (181,222)</u>	<u>\$ 165,802</u>	<u>\$ 42,662,221</u>

CITY OF MATTOON, ILLINOIS

NOTES TO FINANCIAL STATEMENTS

6. CAPITAL ASSETS (CONTINUED)

Depreciation expense was charged to functions/programs of the primary government as follows:

Governmental activities:

General government	\$ 73,070
Public safety	231,997
Public works	893,264
Culture and recreation	<u>34,596</u>

Governmental activities,

Depreciation expense	<u>\$ 1,232,927</u>
----------------------	---------------------

Business-type activities:

Water	\$ 602,233
Sewer	915,876
Cemetery	<u>10,301</u>

Business-type activities,

Depreciation expense	<u>\$ 1,528,410</u>
----------------------	---------------------

CITY OF MATTOON, ILLINOIS

NOTES TO FINANCIAL STATEMENTS

6. CAPITAL ASSETS (CONTINUED)

Analysis of changes in component unit capital assets:

	<u>Balance</u> <u>April 30, 2007</u>	<u>Additions</u>	<u>Deletions</u>	<u>Balance</u> <u>April 30, 2008</u>
Component unit (Mattoon Public Library):				
Governmental activities:				
Capital assets being depreciated:				
Buildings and improvements	2,618,767	46,457	--	2,665,224
Less: Accumulated depreciation	<u>(612,066)</u>	<u>(52,488)</u>	--	<u>(664,554)</u>
Buildings and improvements, net	<u>2,006,701</u>	<u>(6,031)</u>	--	<u>2,000,670</u>
Equipment, furniture and vehicles	63,198	6,146	--	69,344
Less: Accumulated depreciation	<u>(49,092)</u>	<u>(3,634)</u>	--	<u>(52,726)</u>
Equipment, furniture and vehicles, net	<u>14,106</u>	<u>2,512</u>	--	<u>16,618</u>
Governmental activities, Capital assets, net	<u>\$ 2,020,807</u>	<u>\$ (3,519)</u>	<u>\$ --</u>	<u>\$ 2,017,288</u>

Depreciation expense was charged to functions/programs of the discretely presented component unit, Mattoon Public Library, as follows:

Governmental activities:	
Culture and recreation	<u>\$ 56,122</u>
Governmental activities, Depreciation expense	<u>\$ 56,122</u>

CITY OF MATTOON, ILLINOIS

NOTES TO FINANCIAL STATEMENTS

7. CONSTRUCTION IN PROGRESS

The City has active construction projects in progress as of April 30, 2008. The projects include the demolition and reconstruction of a bridge, various water system improvements, a water line interconnect, and automation of the wastewater treatment plant. At April 30, 2008 the City's construction in progress is as follows:

	<u>Spent-to-Date</u>	<u>Remaining Commitment</u>
Project:		
Primary government:		
Governmental activities:		
OSLAD	\$ 19,055	\$ 400,000
9th Street Bridge Demolition and Reconstruction	<u>58,275</u>	<u>735,785</u>
 Total governmental activities	 <u>\$ 77,330</u>	 <u>\$ 1,135,785</u>
 Business-type activities:		
Lake Conservation and Clean Lakes Project	\$ 790,462	\$ 197,538
Route 45 Watermain	10,146	805,149
Lake Paradise Pumphouse	20,047	Unknown
Wastewater Treatment Plant Automation	1,353,425	117,193
Crites Sanitary Sewer Project	3,903	58,500
35th Street Storm Sewer Project	<u>41,961</u>	<u>26,580</u>
 Total business-type activities	 <u>\$ 2,219,944</u>	 <u>Unknown</u>

CITY OF MATTOON, ILLINOIS

NOTES TO FINANCIAL STATEMENTS

8. CEMETERY DEVELOPMENT

Cemetery development consists of land held for future expansion and the Dodge Grove Cemetery Mausoleum. The carrying value of the mausoleum is equal to the cost of renovation less cost of crypt spaces sold.

Mausoleum carrying value, April 30, 2007	\$ 39,473
Less: cost of crypts sold	<u> --</u>
Mausoleum carrying value, April 30, 2008	39,473
Land held for future expansion, estimated carrying value, April 30, 2008	<u>21,179</u>
	<u>\$ 60,652</u>

9. RESTRICTED ASSETS

The General Fund has restricted cash from the Department of Justice for certain public safety expenditures. The Water Fund has restricted cash accounts for customer meter deposits. The Cemetery Fund has restricted cash and investments for mausoleums. The Internal Service Fund has restricted cash for the employees' flexible spending account. The Mattoon Public Library has restricted investment accounts for technology and for a \$25,000 endowment. It is the City's policy to first apply restricted resources when an expenditure or expense is incurred for which both restricted and unrestricted resources are available.

10. DEFERRED COMPENSATION PLAN

In January 1977, the City entered into a deferred compensation plan agreement with participating employees, funded with a group variable annuity contract in accordance with Internal Revenue Code Section 457. Additional plans, available to all City employees, permit them to defer a portion of their salary until future years. The deferred compensation is not available to employees until termination, retirement, death, or an unforeseeable emergency. The City has very little administrative involvement and performs no investing function for this plan. All amounts of compensation deferred under the plan, all property and rights purchased with those amounts, and all income attributable to these amounts, property or rights are solely the property and rights of the participants and are not subject to claims of the City's creditors. Accordingly, these plan assets are not reflected in the financial statements.

CITY OF MATTOON, ILLINOIS

NOTES TO FINANCIAL STATEMENTS

11. SHORT-TERM DEBT

The governmental component unit (Mattoon Public Library) received a short-term loan from the City of Mattoon to fund its operations prior to receipt of property taxes as follows:

	<u>Balance</u> <u>April 30, 2007</u>	<u>Additions</u>	<u>Deletions</u>	<u>Balance</u> <u>April 30, 2008</u>
Component Unit (Mattoon Public Library):				
Governmental Activities:				
Short-term loan from the City of Mattoon	\$ --	\$ 100,000	\$ 100,000	\$ --

12. GENERAL OBLIGATION BONDS

The City issues general obligation bonds to provide funds for the acquisition and construction of major capital facilities. General obligation bonds have been issued for both governmental and business-type activities. General obligation bonds are direct obligations and pledge the full faith and credit of the government. General obligation bonds currently outstanding are as follows:

	<u>Interest Rates</u>	<u>Amount</u>
Governmental activities:		
Series 2003A	4.35%	\$ 1,015,000
Governmental activities - refunding:		
Series 2003	1.00% - 3.15%	360,000
Series 2005B	2.50% - 4.05%	<u>1,720,000</u>
Total governmental activities bonds		<u>\$ 3,095,000</u>
Business-type activities - refunding:		
Series 2003	3.00% - 3.50%	\$ 4,225,000
Series 2005A	2.50% - 4.00%	<u>3,405,000</u>
Total business-type activities bonds		<u>\$ 7,630,000</u>

The General Fund services all of the general obligation bonds for governmental activities.

CITY OF MATTOON, ILLINOIS

NOTES TO FINANCIAL STATEMENTS

12. GENERAL OBLIGATION BONDS (CONTINUED)

Annual debt service requirements to maturity for general obligation bonds are as follows:

Year Ending April 30,	Governmental Activities		Business-type Activities	
	Principal	Interest	Principal	Interest
2009	\$ 353,000	\$ 117,754	\$ 740,000	\$ 259,524
2010	365,000	105,414	765,000	236,896
2011	377,000	92,301	795,000	213,221
2012	394,000	78,171	830,000	187,846
2013	406,000	63,264	865,000	160,463
2014-2018	1,015,000	144,755	3,635,000	346,428
2019-2020	185,000	7,493	--	--
Total	<u>\$ 3,095,000</u>	<u>\$ 609,152</u>	<u>\$ 7,630,000</u>	<u>\$ 1,404,378</u>

13. CAPITAL LEASES

Previously, the City entered into lease agreements to finance an extension of the City's sanitary sewer and water systems, to finance the purchase of a fire truck, and to purchase various vehicles used by such departments as public works, parks, and water and sewer. All of the lease agreements qualify as capital leases for accounting purposes and, therefore, have been recorded at the net present value of future minimum lease payments as of the inception date.

The assets acquired through current capital leases are as follows:

Asset	Governmental Activities	Business-Type Activities
Various vehicles	\$ 119,283	\$ 64,533
Fire truck	748,078	--
Sanitary sewer and water extensions	--	374,471
Less: Accumulated depreciation	(270,164)	(105,751)
	<u>\$ 597,197</u>	<u>\$ 333,253</u>

CITY OF MATTOON, ILLINOIS

NOTES TO FINANCIAL STATEMENTS

13. CAPITAL LEASES (CONTINUED)

The future minimum lease obligations and the net present value of these minimum lease payments as of April 30, 2008, were as follows:

<u>Years Ending April 30,</u>	<u>Governmental Activities</u>	<u>Business-Type Activities</u>
2009	\$ 138,876	\$ 13,881
2010	138,876	13,881
2011	89,376	13,881
2012	89,376	13,881
2013	64,453	--
2014-2018	322,262	--
2019-2023	<u>257,809</u>	<u>--</u>
Total minimum lease payments	1,101,028	55,524
Less: amount representing interest	<u>(291,142)</u>	<u>(6,778)</u>
Present value of minimum lease payments	<u>\$ 809,886</u>	<u>\$ 48,746</u>

Although the water and sewer extensions are recorded in the business-type activities, the governmental activities are reporting the lease payments. This is due to the fact that the assets are used for economic development, which is a function of the governmental activities.

CITY OF MATTOON, ILLINOIS
NOTES TO FINANCIAL STATEMENTS

14. NOTES PAYABLE

The City has issued various notes as follows:

	<u>Interest Rates</u>	<u>Amount</u>
Governmental activities:		
First Mid-Illinois Bank & Trust note, serviced by the General Fund, proceeds used to purchase a tub grinder	4.375%	\$ 146,951
First Mid-Illinois Bank & Trust note, serviced by the General Fund, proceeds used to purchase a street sweeper	4.690%	85,547
First Mid-Illinois Bank & Trust note, serviced by the General Fund, proceeds used to purchase various vehicles	4.540%	<u>265,969</u>
Total governmental activities notes		<u>\$ 498,467</u>
Business-type activities:		
Illinois Environmental Protection Agency note, serviced by the Water Fund, proceeds used for construction of a new water treatment plant	2.865%	\$ 5,273,483
First Mid-Illinois Bank & Trust note, serviced by the Water Fund, proceeds used to purchase various vehicles	4.540%	40,007
Illinois Environmental Protection Agency note, serviced by the Sewer Fund, proceeds used for sewer wastewater treatment plant rehabilitation	2.865%	304,560
Illinois Environmental Protection Agency note, serviced by the Sewer Fund, proceeds used for expansion of the sewer wastewater treatment plant	2.675%	7,615,825
First Mid-Illinois Bank & Trust note, serviced by the Sewer Fund, proceeds used to purchase various vehicles	4.540%	<u>25,580</u>
Total business-type activities notes		<u>\$ 13,259,455</u>

CITY OF MATTOON, ILLINOIS

NOTES TO FINANCIAL STATEMENTS

14. NOTES PAYABLE (CONTINUED)

Notes payable debt service requirements to maturity are as follows:

Year ending April 30,	<u>Governmental Activities</u>		<u>Business-type Activities</u>	
	<u>Principal</u>	<u>Interest</u>	<u>Principal</u>	<u>Interest</u>
2009	\$ 106,362	\$ 26,006	\$ 814,105	\$ 361,846
2010	114,649	17,719	837,860	338,091
2011	119,789	12,579	861,444	314,506
2012	93,338	7,783	885,698	290,253
2013	64,329	2,928	912,400	265,315
2014-2018	--	--	4,872,060	933,583
2019-2023	--	--	3,778,142	283,999
2024	--	--	297,746	3,982
Total	<u>\$ 498,467</u>	<u>\$ 67,015</u>	<u>\$ 13,259,455</u>	<u>\$ 2,791,575</u>

15. DEVELOPER CONTRACTS

Home Depot Agreement

During the year ended April 30, 2003, the City of Mattoon entered into an economic incentive agreement with Home Depot U.S.A., Inc. The agreement provided that the City will reimburse Home Depot for its investment in the infrastructure that serves the store and the adjacent commercial area. The reimbursement was based upon 35% of the sales tax received by the City arising from sales at the store. The agreement has been paid in full as of April 30, 2008.

Mattoon Midtown TIF District

This TIF District was established December 16, 2003. The City entered into a formal agreement with the Mattoon Area Industrial Development Corporation (MAID) approved by Ordinance No 2002-5137 to underwrite the cost of advance planning expenses incidental to organizing the TIF District. Pursuant to this Agreement, MAID provided a no interest loan of \$70,000 for expenditures related to the establishment of the Midtown TIF District. The loan will be paid off from bond proceeds; or if bonds are not authorized from the District, from 5% of the annual TIF District revenues beginning 3 years after the date the TIF District is established. MAID may “forgive” reimbursement of this loan at any time at its sole discretion, if its governing board determines the Midtown TIF District has a better use for the funds that will retain and create jobs.

CITY OF MATTOON, ILLINOIS

NOTES TO FINANCIAL STATEMENTS

16. CHANGES IN LONG-TERM LIABILITIES

Long-term liability activity for the primary government for the year ended April 30, 2008 was as follows:

	Balance April 30, 2007	Additions	Reductions	Balance April 30, 2008	Due Within One Year
Primary Government:					
Governmental Activities:					
General obligation bonds	\$ 3,440,000	\$ --	345,000	\$ 3,095,000	\$ 353,000
Add (less) deferred amounts:					
On refunding	(79,820)	--	(8,320)	(71,500)	--
For issuance premiums	7,217	--	619	6,598	--
	<hr/>	<hr/>	<hr/>	<hr/>	<hr/>
Total general obligation bonds	3,367,397	--	337,299	3,030,098	353,000
Capital leases	901,652	--	91,766	809,886	96,469
Notes payable	301,212	265,969	68,714	498,467	106,362
Developer contracts	150,823	--	80,823	70,000	N/A
Compensated absences	698,372	81,127	--	779,499	155,900
	<hr/>	<hr/>	<hr/>	<hr/>	<hr/>
Governmental activities, Long-term liabilities	<u>\$ 5,419,456</u>	<u>\$ 347,096</u>	<u>\$ 578,602</u>	<u>\$ 5,187,950</u>	<u>\$ 711,731</u>
Business-type Activities:					
General obligation bonds	\$ 8,345,000	\$ --	\$ 715,000	\$ 7,630,000	\$ 740,000
Add (less) deferred amounts:					
On refunding	(344,994)	--	(37,104)	(307,890)	--
For issuance premium	69,637	--	7,236	62,401	--
	<hr/>	<hr/>	<hr/>	<hr/>	<hr/>
Total general obligation bonds	8,069,643	--	685,132	7,384,511	740,000
Capital leases	59,394	--	10,648	48,746	11,236
Notes payable	13,975,195	65,587	781,327	13,259,455	814,105
Compensated absences	242,054	25,211	--	267,265	53,452
	<hr/>	<hr/>	<hr/>	<hr/>	<hr/>
Business-type activities, Long-term liabilities	<u>\$ 22,346,286</u>	<u>\$ 90,798</u>	<u>\$ 1,477,107</u>	<u>\$ 20,959,977</u>	<u>\$ 1,618,793</u>

CITY OF MATTOON, ILLINOIS
NOTES TO FINANCIAL STATEMENTS

16. CHANGES IN LONG-TERM LIABILITIES (CONTINUED)

Long-term liability activity for the component unit for the year ended April 30, 2008 was as follows:

	<u>Balance</u> <u>April 30, 2007</u>	<u>Additions</u>	<u>Reductions</u>	<u>Balance</u> <u>April 30, 2008</u>	<u>Due Within</u> <u>One Year</u>
Component Unit (Mattoon Public Library):					
Governmental Activities:					
Compensated absences	\$ 32,333	\$ --	\$ 3,208	\$ 29,125	\$ 5,825

17. TAXES

Tax revenues during the year ended April 30, 2008 were as follows:

	<u>Primary Government</u>	
	<u>Governmental</u> <u>Activities</u>	
	<u>General Fund</u>	<u>Other</u> <u>Governmental</u> <u>Funds</u>
Property taxes	\$ 3,064,196	\$ --
TIF property tax increment	--	127,964
Telecommunication taxes	833,534	--
Utility taxes	1,322,050	--
Road and bridge taxes	124,614	--
Hotel taxes	--	228,956
Cable TV franchise taxes	171,529	--
Totals	<u>\$ 5,515,923</u>	<u>\$ 356,920</u>

CITY OF MATTOON, ILLINOIS

NOTES TO FINANCIAL STATEMENTS

18. INTERGOVERNMENTAL REVENUES

Intergovernmental revenues during the year ended April 30, 2008 were as follows:

	Primary Government			Discretely Presented Component Unit
	Governmental Activities			Governmental Activities
	General Fund	Capital Projects Fund	Other Governmental Funds	Mattoon Public Library
Income and use taxes	\$ 1,979,770	\$ --	\$ --	\$ --
Sales taxes	5,620,051	--	8,492	--
Personal property replacement taxes	605,496	--	--	--
Pull tabs and jar games tax	5,011	--	--	--
Motor fuel taxes	--	--	510,643	--
Foreign fire insurance taxes	28,736	--	--	--
Operating grants and contributions	312,222	--	--	27,045
Capital grants and contributions	--	43,500	--	--
HOME grant	--	--	197,013	--
Totals	\$ 8,551,286	\$ 43,500	\$ 716,148	\$ 27,045

CITY OF MATTOON, ILLINOIS

NOTES TO FINANCIAL STATEMENTS

19. COMPARATIVE SCHEDULE OF PROPERTY TAXES EXTENDED, COLLECTED, AND DISTRIBUTED

	For Tax Levy Year		
	2007	2006	2005
Assessed valuation	\$ 179,444,578	\$ 172,356,293	\$ 171,621,770
Rate per \$100, excluding road and bridge rate	1.8849	1.7743	1.7558
Taxes extended, excluding road and bridge taxes	3,382,279	3,058,118	3,013,335
Add: City's share of road and bridge taxes extended	129,581	124,606	117,060
Total taxes extended	<u>\$ 3,511,860</u>	<u>\$ 3,182,724</u>	<u>\$ 3,130,395</u>
Taxes available to City after abatements and losses in collection (2007 estimated)	<u>\$ 3,508,000</u>	<u>\$ 3,178,140</u>	<u>\$ 3,140,358</u>
Percentage of extension available to City (2007 estimated)	<u>99.89%</u>	<u>99.86%</u>	<u>100.32%</u>

CITY OF MATTOON, ILLINOIS

NOTES TO FINANCIAL STATEMENTS

20. COMPARATIVE SCHEDULE OF PROPERTY TAXES EXTENDED, COLLECTED, AND DISTRIBUTED (CONTINUED)

	For Tax Levy Year		
	2007	2006	2005
Distribution of taxes available (2007 estimated):			
General Fund:			
General government	\$ 522,000	\$ 406,591	\$ 416,293
Fire protection	264,000	237,190	249,775
Police protection	264,000	237,190	249,775
Street, including road & bridge	129,000	124,614	117,030
Park	134,000	104,061	106,750
Mattoon Public Library	405,000	402,746	384,995
Firefighters Pension Fund	949,000	892,487	877,800
Police Pension Fund	841,000	778,650	737,940
	\$ 3,508,000	\$ 3,183,529	\$ 3,140,358

The City Council has abated the 2005, 2006 and 2007 tax levies applicable to the series 1998 Sewer bond, 1999 General Obligation bond, 2003 Water Refunding bond, 2003 Library Refunding bond, and 2003 Pension bond.

CITY OF MATTOON, ILLINOIS

NOTES TO FINANCIAL STATEMENTS

21. SCHEDULE OF OPERATING TRANSFERS WITHIN THE REPORTING ENTITY

Operating transfers between funds during the year ended April 30, 2008 were as follows:

<u>Transfers In</u>	<u>Transfers Out</u>	<u>Amount</u>
General Fund	Water Fund	\$ 47,600
General Fund	Sewer Fund	89,624
Capital Improvement Fund	General Fund	693,089
Other Proprietary-Cemetery	General Fund	<u>47,000</u>
		<u>\$ 877,313</u>

The first and second transfers allocated debt service requirements to the Water Fund and Sewer Funds. The third transfer reclassified amounts from the one-half sales tax increase earmarked for capital projects. The fourth transfer subsidized the Cemetery Fund from the General Fund.

22. DEFINED BENEFIT PENSION PLAN

Plan Description

The City's defined benefit pension plan, Illinois Municipal Retirement Fund (IMRF), an agent multiple-employer public employee retirement system, provides retirement, disability, annual cost of living adjustments and death benefits to plan members and beneficiaries. IMRF acts as a common investment and administrative agent for local governments and school districts in Illinois. The Illinois Pension Code establishes the benefit provisions of the plan that can only be amended by the Illinois General Assembly.

IMRF issues a financial report that includes financial statements and required supplementary information. The report may be obtained at www.imrf.org/pubs/pubs_homepage.htm or by writing to the Illinois Municipal Retirement Fund, 2211 York Road, Suite 500, Oak Brook, Illinois 60523.

CITY OF MATTOON, ILLINOIS

NOTES TO FINANCIAL STATEMENTS

22. DEFINED BENEFIT PENSION PLAN (CONTINUED)

Employees participating in IMRF are required to contribute 4.50% of their annual covered salary. The member rate is established by state statute. The City is required to contribute at an actuarially determined rate. The employer rate for calendar year 2007 was 10.92% of payroll. The employer contribution requirements are established and may be amended by the IMRF Board of Trustees. IMRF's unfunded actuarial accrued liability is being amortized as a level percentage of projected payroll on a closed basis (overfunded liability amortized on open basis). The amortization period at December 31, 2007 was 25 years.

Annual Pension Cost

For December 31, 2007, the City's annual pension cost of \$439,349 was equal to the City's required and actual contributions. The required contribution was determined as part of the December 31, 2005 actuarial valuation using the entry age actuarial cost method. The actuarial assumptions included (a) 7.50% investment rate of return (net of administrative expenses), (b) projected salary increases of 4.0% a year, attributable to inflation, (c) additional projected salary increases ranging from .4% to 10.0% per year depending on age and service, attributable to seniority/merit, and (d) post-retirement benefit increases of 3.0% annually. The actuarial value of IMRF assets was determined using techniques that smooth the effects of short-term volatility in the market value of investments over a five-year period with a 15.0% corridor. The assumptions used for the 2007 actuarial valuation were based on the 2002-2004 experience study.

Trend Information

Actuarial Valuation Date	Annual Pension Cost (APC)	Percentage of APC Contributed	Net Pension Obligation
12/31/07	\$ 439,349	100%	\$ --
12/31/06	460,940	100%	--
12/31/05	399,417	100%	--
12/31/04	423,356	100%	--
12/31/03	271,518	100%	--
12/31/02	349,799	100%	--
12/31/01	341,545	100%	--
12/31/00	362,932	100%	--
12/31/99	383,595	100%	--
12/31/98	372,296	100%	--

CITY OF MATTOON, ILLINOIS

NOTES TO FINANCIAL STATEMENTS

22. DEFINED BENEFIT PENSION PLAN (CONTINUED)

Schedule of Funding Progress

The Schedule of Funding Progress gives an indication of the progress made in accumulating sufficient assets to pay benefits when due. The Schedule of Funding Progress for the past ten years is reported as required supplementary information.

23. DEFINED BENEFIT PENSION PLANS – POLICE AND FIREFIGHTERS

Plan Descriptions

The City of Mattoon contributes to two single-employer defined benefit pension plans: Firefighters Pension Plan and Police Pension Plan. Each plan provides retirement and disability benefits to plan members and their beneficiaries. Cost of living adjustments are provided at the discretion of the Illinois legislature. Although they are single-employer pension plans, the defined benefits as well as the employee and employer contribution levels are mandated by the Illinois Compiled Statutes, Chapter 40, Article 4, and may be amended only by the Illinois legislature.

Summary of Significant Accounting Policies

Basis of Accounting – The financial statements of the Firefighters and Police Pension Plans are prepared using the accrual basis of accounting. Plan member contributions are recognized in the period in which the contributions are due. The City's contributions are recognized when due and a formal commitment to provide the contributions has been made. Benefits and refunds are recognized when due and payable in accordance with the terms of the plans.

Method Used to Value Investments – Plan investments are reported at fair value. Securities traded on a national exchange are valued at the last reported sales price.

Contributions and Revenues

There are no long-term contracts for contributions to the plans.

Concentrations

The Firefighters Pension Plan complied with the investment guidelines set forth at 40 ILCS 5/1-113. The Police Pension Plan's investments in accounts managed by insurance companies exceeded the investment limit of 45% of the market value of their net present assets.

CITY OF MATTOON, ILLINOIS

NOTES TO FINANCIAL STATEMENTS

23. DEFINED BENEFIT PENSION PLANS – POLICE AND FIREFIGHTERS (CONTINUED)

Membership

Membership of the plans consisted of the following at April 30, 2008:

	Police Pension	Firefighters Pension
Retirees and beneficiaries receiving benefits	39	52
Current employees:		
Vested	6	5
Nonvested	35	33
Total	80	90

Benefit Provisions

Retirement – Employees attaining the age of 50 or more with 20 years of creditable service are entitled to receive an annual retirement benefit of one-half of the salary attached to the rank held at the date of retirement. The pension shall be increased by 2.5% of such salary for each additional year of service over 20 years of service up to 30 years, to a maximum of 75% of such salary. Police employees with at least 8 years but less than 20 years and fire employees with at least 10 years but less than 20 years of credited service may retire at or after age 60 and receive a reduced retirement benefit. The monthly pension of a fire employee who retired with 20 or more years of service after January 1, 1977 shall be increased annually, following the first anniversary date of retirement and paid upon reaching at least age 55, by 3% of the pension and 3% annually thereafter.

Disability – Employees physically or mentally disabled in the performance of an act of duty are entitled to a pension of 65% of the salary attached to their rank held at the date of suspension of duty or retirement. If the disability occurs while not in performance of an act of duty, the employees are entitled to a pension of 50% of the salary attached to their rank at the date of suspension of duty or retirement.

CITY OF MATTOON, ILLINOIS

NOTES TO FINANCIAL STATEMENTS

23. DEFINED BENEFIT PENSION PLANS – POLICE AND FIREFIGHTERS (CONTINUED)

Funding Policy

The contribution requirement of plan members and the City are established and may be amended by the State legislature. Firefighter Plan members are required to contribute 9.455%. Police Plan members are required to contribute 9.91%. If an employee, fire or police, leaves covered employment with less than 20 years of service, accumulated employee contributions may be refunded without accumulated interest. The City of Mattoon is required to contribute the remaining amounts necessary to finance the plan as actuarially determined by an enrolled actuary. The City's contribution rate for the fiscal year ended April 30, 2007 has been estimated at 40.942% and 53.431% of annual covered payroll for the Police and Firefighters Pension Plans, respectively. By the year 2033, the City's contributions must accumulate to the point where the past service costs for the Pension Plans are fully funded.

Funding Status and Progress

The amount shown below as the "pension benefit obligation" is a standardized disclosure measure of the present value of pension benefits, adjusted for the effects of projected salary increases and step-rate benefits, estimated to be payable in the future as a result of employee service to date. The measure is intended to help users assess the funding status of the system on a going-concern basis, assess progress made in accumulating sufficient assets to pay benefits when due, and make comparisons among employers. The measure is the actuarial present value of credited projected benefits and is independent of the funding method used to determine contributions to the system.

CITY OF MATTOON, ILLINOIS

NOTES TO FINANCIAL STATEMENTS

23. DEFINED BENEFIT PENSION PLANS – POLICE AND FIREFIGHTERS (CONTINUED)

Significant actuarial assumptions used in determining the pension benefit obligation as of April 30, 2007 include:

	<u>Police Pension</u>	<u>Firefighters Pension</u>
a. Funding Method Used	Entry Age Normal Cost	Entry Age Normal Cost
b. Amortization Method	Level percentage of payroll	Level percentage of payroll
c. Interest Rate Assumption	7.0%	7.0%
d. Mortality Rate Assumption	1971 Group Annuity Mortality Table	1971 Group Annuity Mortality Table
e. Decrement Assumption Other than Mortality	State of Illinois DOI Experience Tables	State of Illinois DOI Experience Tables
f. Salary Progression Assumption	5.5%	5.5%
g. Status of Social Security in Assumption	None	None

The pension benefit obligation as of April 30, 2007 was as follows:

	<u>Police Pension</u> April 30, 2007	<u>Firefighters Pension</u> April 30, 2007
Pension Benefit Obligation		
Retirees and beneficiaries currently receiving benefits and terminated employees not yet receiving benefits	\$ 18,051,859	\$ 21,215,647
Active participants	<u>8,056,715</u>	<u>6,739,434</u>
Total pension benefit obligation	26,108,574	27,955,081
Net assets available for benefits	<u>14,514,232</u>	<u>16,473,916</u>
Pension benefit obligation in excess of assets	<u>\$ 11,594,342</u>	<u>\$ 11,481,165</u>

CITY OF MATTOON, ILLINOIS

NOTES TO FINANCIAL STATEMENTS

23. DEFINED BENEFIT PENSION PLAN – POLICE AND FIREFIGHTERS (CONTINUED)

Actuarially Determined Contribution Requirements and Contribution Made

The plans' funding policy provides for actuarially determined periodic contributions at rates that, for individual employees, accumulate assets gradually over time so that sufficient assets will be available to pay benefits when due. The rate for the City's employee group as a whole has tended to remain level as a percentage of annual covered payroll. The contribution rate for normal cost is determined using the entry age normal actuarial funding method. The plans used a level dollar amount method to amortize the unfunded liability over a 40 year period.

The significant actuarial assumptions used to compute the actuarially determined contribution requirements are the same as those used to compute the pension benefit obligation as described above.

	<u>Police Pension</u>	<u>Firefighters Pension</u>
	<u>April 30, 2007</u>	<u>April 30, 2007</u>
Amount necessary to provide the employer normal costs	\$ 308,226	\$ 420,845
Amount necessary to amortize the unfunded actuarial accrued liability	533,689	528,480
	<u>\$ 841,915</u>	<u>\$ 949,325</u>
As a percentage of current covered payroll (at April 30, 2007):		
Employer normal costs	14.630%	22.030%
Amortization of unfunded actuarial accrued liability	25.339%	27.673%
	<u>39.969%</u>	<u>49.703%</u>
Contributions made as a dollar amount as of valuation date (April 30, 2007):		
Employer	\$ 862,335	\$ 1,020,381
Plan members	205,790	188,217
	<u>\$ 1,068,125</u>	<u>\$ 1,208,598</u>
As a percentage of current covered payroll (at April 30, 2007):		
Employer	40.942%	53.431%
Plan members	9.771%	9.856%
	<u>50.713%</u>	<u>63.287%</u>

CITY OF MATTOON, ILLINOIS

NOTES TO FINANCIAL STATEMENTS

23. DEFINED BENEFIT PENSION PLAN – POLICE AND FIREFIGHTERS (CONTINUED)

Police Pension Fund

Schedule of Employer Contributions

Year Ended April 30,	Annual Required Contribution	Employer Contribution	Percentage Contribution
2007	\$ 841,915	\$ 862,335	102.43%
2006	778,439	735,816	94.52%
2005	734,188	693,571	94.47%
2004	617,911	695,441	112.55%
2003	581,902	615,918	105.85%
2002	553,637	573,485	103.59%
2001	540,547	506,725	93.74%
2000	489,757	429,043	87.60%
1999	447,126	403,358	90.21%
1998	** 335,000	336,910	100.57%

** The annual required contribution was estimated in accordance with the trend of prior year actuarial determinations.

Schedule of Funding Progress

The Schedule of Funding Progress for the Police Pension Fund gives an indication of the progress made in accumulating sufficient assets to pay benefits when due. The Schedule of Funding Progress for the past ten years is reported as required supplementary information.

CITY OF MATTOON, ILLINOIS
NOTES TO FINANCIAL STATEMENTS

23. DEFINED BENEFIT PENSION PLAN – POLICE AND FIREFIGHTERS (CONTINUED)
Firefighters Pension Fund

Schedule of Employer Contributions

Year Ended April 30,	Annual Required Contribution	Employer Contribution	Percentage Contribution
2007	\$ 949,325	\$ 1,020,381	107.48%
2006	892,249	925,870	103.77%
2005	873,336	720,353	82.48%
2004	785,507	721,576	91.86%
2003	747,299	702,772	94.04%
2002	696,435	635,990	91.32%
2001	615,667	517,898	84.12%
2000	540,423	443,750	82.11%
1999	507,100	427,463	84.30%
1998	** 435,000	408,640	93.94%

** The annual required contribution was estimated in accordance with the trend of prior year actuarial determinations.

Schedule of Funding Progress

The Schedule of Funding Progress for the Firefighters Pension Fund gives an indication of the progress made in accumulating sufficient assets to pay benefits when due. The Schedule of Funding Progress for the past ten years is reported as required supplementary information.

CITY OF MATTOON, ILLINOIS

NOTES TO FINANCIAL STATEMENTS

24. POST-EMPLOYMENT HEALTH CARE BENEFITS

The City provides post-employment health care benefits to former employees and retirees.

Former employees, who are not retirees, are provided COBRA health care benefits mandated by the Consolidated Omnibus Budget Reconciliation Act. Former employees, who are qualified under the Act, may apply for coverage by the City's self-insured health plan. The cost is 100% funded on a monthly pay-as-you-go basis by the former employee based upon actual cost of the health plan for either "single" or "family" coverage.

Illinois statutes mandate that a municipality must offer its retirees a health insurance plan equivalent to that offered to active employees. Illinois statutes enable a municipality to make the health plan benefits supplemental to Medicare and to offer these supplemental benefits at a different retiree contribution rate than regular benefits provided by the group plan. State statutes do not presently require the municipality to pay any portion of the cost of the plan for retired employees. See Note 25 for information on retiree contributions to the health plan.

25. SELF-INSURANCE

The City has offered its employees and retirees a self-insured group health insurance plan managed by a third party administrator (TPA) since January 1, 1983. The health plan offers medical, dental and prescription drug benefits. A third party administrator is responsible for the approval and processing of claims and for the payment of claims from the City's Health Plan Internal Service Fund. The City is responsible for the payment of monthly administration fees and stop loss insurance premiums to the plan administrators. The plan administrators are PersonalCare of Illinois for medical benefits and Delta Dental for dental benefits.

Presently, the municipality requires active employee and retiree contributions to the health plan. The contributions for retirees making less than \$1,625 per month and active employees is \$58 per month for those with no dependents or \$93 per month for those with dependents, approximately 15% of total costs. The contribution for retirees making more than \$1,625 per month is \$96 per month for those with no dependents or \$155 per month for those with dependents, approximately 25% of total costs. The municipality bears all cost above the amount contributed by employees and retirees on a pay-as-you-go basis. For the fiscal year ending 2008, the total cost of the health plan per employee/retiree is projected to be \$323 per month for employees/retirees with no dependents or \$657 per month for employees/retirees with dependents. Based on these estimated costs, the contributions for retirees making less than \$1,625 per month and active employees will be \$49 per month for those with no dependents or \$99 per month for those with dependents, or 15% of total costs, for the fiscal year ending April 30, 2009. The contribution for retirees making more than \$1,625 per month will be \$89 per month for those with no dependents or \$181 per month for those with dependents, or 27.5% of total costs, for the fiscal year ending April 30, 2009.

CITY OF MATTOON, ILLINOIS

NOTES TO FINANCIAL STATEMENTS

25. SELF-INSURANCE (CONTINUED)

In addition to the monthly contributions, participants are required to pay an annual deductible and co-payments on claims incurred after the annual deductible. The co-payments required of participants are lower for PPO providers. The plan underwrites 100% of the cost of claims after the participant has made co-payments in excess of the deductible each calendar year. There is a \$2,000 calendar year out of pocket family maximum or \$1,000 calendar year out of pocket single maximum after the deductible for PPO providers. The out-of-pocket family maximum and out-of-pocket single maximum in excess of the deductible are \$4,000 per year and \$2,000 per year, respectively, for out-of-network providers. There are separate annual deductible, co-payment and yearly maximums for the dental plan. There are separate co-payment amounts required for the prescription drug benefit. The lifetime maximum benefit is \$2 million.

The specific stop loss insurance coverage presently attaches at costs in excess of \$150,000 per claim. The aggregate stop loss coverage attaches at costs in excess of about \$2.1 million per calendar year. The exact attachment point for the annual aggregate coverage varies each year and is determined by a formula and the number of enrolled participants

At the end of the fiscal year, the City had 282 employees, former employees, and retirees participating in the group health plan. Of this number, 163 were active employees, 1 was a former employee, and 118 were retirees. Eighty-six of the participants had single coverage, and 196 had family coverage.

The health plan is funded on a pay-as-you go basis. The City incurred health plan claims expenditures of \$1,656,963 in the fiscal year that ended April 30, 2008, which includes \$116,756 of claims incurred, but not paid. An actuarial estimate of claims incurred, but not reported, was not determined.

CITY OF MATTOON, ILLINOIS

NOTES TO FINANCIAL STATEMENTS

26. INSURANCE

The City is exposed to various risks of loss related to torts; theft of, damage to, and destruction of assets; natural disasters; errors and omissions; and injuries to employees for which the City carries commercial insurance. There have been no decreases of insurance coverage in the last three years. The following schedule presents information pertaining to lines of insurance coverage that were in effect at the end of the fiscal year.

<u>Exposure</u>	<u>Insurer</u>	<u>Limits of Coverage</u>	<u>Expiration</u>
Workers Compensation	ILPRF ¹	Statutory Limits First dollar coverage	12/15/2008
Property & Equipment	ICRMT ²	Replacement Cost Blanket Building & Contents Limit Property - \$5,000 deductible Inland Marine - \$1,000 deductible	12/1/2008
Auto Physical Damage	ICRMT	Actual Cash Value \$1,000 deductible	12/1/2008
Inland Marine	Cincinnati	\$200,000 for Lake Paradise Dam \$400,000 for Lake Mattoon Dam	5/12/2008
General Liability ³	ICRMT	\$1 million each occurrence \$3 million aggregate \$5,000 deductible	12/1/2008
Automotive Liability	ICRMT	\$1 million \$5,000 deductible	12/1/2008
Umbrella Liability ⁴	ICRMT	\$10 million	12/1/2008

CITY OF MATTOON, ILLINOIS

NOTES TO FINANCIAL STATEMENTS

26. INSURANCE (CONTINUED)

¹ Illinois Public Risk Fund, an Illinois public entity risk management pool for worker's compensation coverage organized in 1985. See policy on file with the City for a copy of the ILPRF Comprehensive Annual Financial Report.

² Illinois Counties Risk Management Trust, an Illinois public entity risk management pool organized in 1983. See policy on file with the City for a copy of the ICRMT Comprehensive Annual Financial Report.

³ The general liability coverage is subject to exclusions and sub-limits for exposures related to Products/Completed Operations, Personal Injury & Advertising, Employee Benefits Errors & Omissions, Premises Medical Payments, Acts prior to 1999 for EMT and Employee Benefits Liability, Public Officials Errors & Omissions and Crime. See the policy on file with the City for exclusion and sub-limit information.

⁴ The umbrella policy is excess liability coverage with limits that follow the general liability coverage form. The Public Officials Errors & Omissions excess coverage is a claims made form and is subject to a \$1 million sublimit.

27. CONTINGENCIES

At April 30, 2008, the City was a defendant in several pending lawsuits. Management believes that the liability insurance of the City is sufficient to cover the asserted claims.

CITY OF MATTOON, ILLINOIS

NOTES TO FINANCIAL STATEMENTS

28. RECLASSIFICATIONS

The City reclassified one of its Nonmajor Governmental Funds as an Internal Service Fund. Therefore, beginning fund balances and net assets have been reclassified as follows:

	<u>Nonmajor Governmental Funds</u>	<u>Internal Service Funds</u>
Fund balance at April 30, 2007	\$ 2,408,045	
Net assets at April 30, 2007		\$ --
Reclassification adjustment	<u>(443,894)</u>	<u>443,894</u>
Fund balance restated at April 30, 2007	<u>\$ 1,964,151</u>	
Net assets restated at April 30, 2007		<u>\$ 443,894</u>

REQUIRED SUPPLEMENTARY INFORMATION

CITY OF MATTOON, ILLINOIS

**ILLINOIS MUNICIPAL RETIREMENT FUND
SCHEDULE OF FUNDING PROGRESS**

Actuarial Valuation Date	Actuarial Value of Assets (a)	Actuarial Accrued Liability (AAL) Entry Age (b)	Unfunded AAL (UAAL) (b-a)	Funded Ratio (a/b)	Covered Payroll (c)	UAAL as a Percentage of Covered Payroll [(b-a)/c]
12/31/07	\$ 10,805,966	\$ 11,773,599	967,633	91.78%	\$ 4,023,342	24.05%
12/31/06	9,385,852	10,638,815	1,252,963	88.22%	3,781,297	33.14%
12/31/05	7,943,563	9,576,773	1,633,210	82.95%	3,688,062	44.28%
12/31/04	6,921,709	9,352,289	2,430,580	74.01%	3,884,003	62.58%
12/31/03	6,890,650	8,335,499	1,444,849	82.67%	3,553,903	40.66%
12/31/02	8,195,391	10,367,371	2,171,980	79.05%	3,904,002	55.63%
12/31/01	10,981,989	10,687,877	(294,112)	102.75%	3,765,656	--%
12/31/00	9,944,428	10,154,771	210,343	97.93%	3,718,568	5.66%
12/31/99	9,338,378	9,791,753	453,375	95.37%	3,561,700	12.73%
12/31/98	7,489,370	8,585,423	1,096,053	87.23%	3,338,976	32.83%

On a market value basis, the actuarial value of assets as of December 31, 2007 is \$11,793,461.
On a market basis, the funded ratio would be 100.17%.

Digest of Changes

The actuarial assumptions used to determine the actuarial accrued liability for 2007 are based on the 2002-2004 Experience Study.

The principal changes were:

- The 1994 Group Annuity Mortality implemented.
- For Regular members, fewer normal and more early retirements are expected to occur.

CITY OF MATTOON, ILLINOIS

**POLICE PENSION FUND
SCHEDULE OF FUNDING PROGRESS**

Actuarial Valuation Date	Actuarial Value of Assets (a)	Actuarial Accrued Liability (AAL) Entry Age (b)	Unfunded AAL (UAAL) (b-a)	Funded Ratio (a/b)	Covered Payroll (c)	UAAL as a Percentage of Covered Payroll ((b-a)/c)
4/30/07	\$ 14,514,232	\$ 26,108,574	11,594,342	55.59%	\$ 2,106,237	550.48%
4/30/06	13,714,306	24,651,931	10,937,625	55.63%	1,981,068	552.11%
4/30/05	12,372,599	22,891,319	10,518,720	54.05%	1,907,510	551.44%
4/30/04	12,603,149	20,792,195	8,189,046	60.61%	1,897,771	431.51%
4/30/03	11,591,993	19,271,369	7,679,376	60.15%	1,837,998	417.81%
4/30/02	10,105,246	16,998,094	6,892,848	59.45%	1,911,560	360.59%
4/30/01	10,084,741	16,119,994	6,035,253	62.56%	2,065,331	292.22%
4/30/00	9,782,589	14,851,300	5,068,711	65.87%	2,014,674	251.59%
4/30/99	8,996,035	13,230,480	4,234,445	67.99%	1,940,729	218.19%
4/30/98	*	*	*	*	*	*

* Actuarial information is not available.

CITY OF MATTOON, ILLINOIS
FIRE PENSION FUND
SCHEDULE OF FUNDING PROGRESS

Actuarial Valuation Date	Actuarial Value of Assets (a)	Actuarial Accrued Liability (AAL) Entry Age (b)	Unfunded AAL (UAAL) (b-a)	Funded Ratio (a/b)	Covered Payroll (c)	UAAL as a Percentage of Covered Payroll ((b-a)/c)
4/30/07	\$ 16,473,916	\$ 27,955,081	11,481,165	58.93%	\$ 1,909,726	601.19%
4/30/06	15,801,053	26,768,722	10,967,669	59.03%	1,833,262	598.26%
4/30/05	14,534,610	25,333,419	10,798,809	57.37%	1,833,235	589.06%
4/30/04	14,917,261	24,051,200	9,133,939	62.02%	1,813,453	503.68%
4/30/03	14,344,721	23,207,775	8,863,054	61.81%	1,737,246	510.18%
4/30/02	14,049,553	22,040,342	7,990,789	63.74%	1,971,604	405.29%
4/30/01	14,009,394	20,000,142	5,990,748	70.05%	1,746,448	343.02%
4/30/00	13,505,395	18,488,680	4,983,285	73.05%	1,603,837	310.71%
4/30/99	12,989,581	17,454,067	4,464,486	74.42%	1,562,393	285.75%
4/30/98	*	*	*	*	*	*

* Actuarial information is not available.

CITY OF MATTOON, ILLINOIS

**SCHEDULE OF REVENUES, EXPENDITURES AND CHANGES IN FUND BALANCES
BUDGET TO ACTUAL
BUDGETARY BASIS
GENERAL FUND
For the year ended April 30, 2008**

	Budget		Actual	Variance with Final Budget - Positive (Negative)
	Original	Final		
Revenues:				
Taxes	\$ 5,677,611	\$ 5,677,611	\$ 5,515,923	\$ (161,688)
Licenses and permits	176,850	176,850	205,708	28,858
Intergovernmental revenues	8,145,200	8,145,200	8,551,286	406,086
Charges for services	607,223	607,223	350,128	(257,095)
Fines and forfeitures	118,500	118,500	149,005	30,505
Investment income	229,500	229,500	117,824	(111,676)
Contributions & miscellaneous revenues	104,000	104,000	102,071	(1,929)
Total revenues	15,058,884	15,058,884	14,991,945	(66,939)
Expenditures:				
Current:				
General government	1,349,609	1,349,609	1,668,722	(319,113)
Public safety	9,078,955	9,078,955	8,905,432	173,523
Public works	2,115,071	2,115,071	2,157,787	(42,716)
Health and welfare	38,000	38,000	53,705	(15,705)
Culture and recreation	1,154,314	1,154,314	1,207,431	(53,117)
Economic development	177,500	177,500	190,117	(12,617)
Capital outlay	--	--	414,973	(414,973)
Debt service:				
Principal	614,365	614,365	586,303	28,062
Interest and fiscal charges	1,500	1,500	196,743	(195,243)
Total expenditures	\$ 14,529,314	\$ 14,529,314	\$ 15,381,213	\$ (851,899)

CITY OF MATTOON, ILLINOIS

**SCHEDULE OF REVENUES, EXPENDITURES AND CHANGES IN FUND BALANCES
BUDGET TO ACTUAL
BUDGETARY BASIS
GENERAL FUND
(CONTINUED)
For the year ended April 30, 2008**

	<u>Budget</u>		<u>Actual</u>	<u>Variance with Final Budget - Positive (Negative)</u>
	<u>Original</u>	<u>Final</u>		
Excess (deficiency) of revenues over (under) expenditures	\$ 529,570	\$ 529,570	\$ (389,268)	\$ (918,838)
Other financing sources (uses):				
Transfers in	--	--	137,224	137,224
Transfers out	(834,315)	(834,315)	(740,089)	94,226
Long-term debt issued	306,369	306,369	265,969	(40,400)
Total other financing sources (uses)	<u>(527,946)</u>	<u>(527,946)</u>	<u>(336,896)</u>	<u>191,050</u>
Net change in fund balances	<u>\$ 1,624</u>	<u>\$ 1,624</u>	(726,164)	<u>\$ (727,788)</u>
Fund balance, beginning of year			<u>3,320,597</u>	
Fund balance, end of year			<u>\$ 2,594,433</u>	

CITY OF MATTOON, ILLINOIS

NOTES TO REQUIRED SUPPLEMENTARY INFORMATION

1. BUDGETARY INFORMATION

Annual budgets for governmental funds are adopted on the cash basis of accounting, which is an other comprehensive basis of accounting. However, the difference between cash basis and a basis consistent with generally accepted accounting principles is considered immaterial. All annual budgets lapse at fiscal year end. The legal level of budgetary control is the fund level. The City Council must approve any changes to the original budget.

2. EXCESS OF EXPENDITURES OVER BUDGET

For the year ended April 30, 2008, expenditures exceeded the budget for the General Fund by \$851,899. These overexpenditures were funded by available fund balance in the General Fund.

COMBINING AND INDIVIDUAL FUND STATEMENTS AND SCHEDULES

CITY OF MATTOON, ILLINOIS

**SCHEDULE OF REVENUES, EXPENDITURES AND CHANGES IN FUND BALANCES
BUDGET TO ACTUAL
BUDGETARY BASIS
CAPITAL PROJECTS FUND
For the year ended April 30, 2008**

	Budget		Actual	Variance with Final Budget - Positive (Negative)
	Original	Final		
Revenues:				
Intergovernmental revenues	\$ 1,050,000	\$ 1,050,000	\$ 43,500	\$ (1,006,500)
Investment income	30,000	30,000	23,732	(6,268)
Contributions & miscellaneous revenues	250,000	250,000	52,819	(197,181)
Total revenues	<u>1,330,000</u>	<u>1,330,000</u>	<u>120,051</u>	<u>(1,209,949)</u>
Expenditures:				
Current:				
General government	1,000	1,000	1,000	--
Public works	2,623,000	2,623,000	247,419	2,375,581
Culture and recreation	60,000	60,000	--	60,000
Economic development	--	--	67,684	(67,684)
Capital outlay	--	--	145,163	(145,163)
Total expenditures	<u>2,684,000</u>	<u>2,684,000</u>	<u>461,266</u>	<u>2,222,734</u>
Excess (deficiency) of revenues over (under) expenditures	<u>(1,354,000)</u>	<u>(1,354,000)</u>	<u>(341,215)</u>	<u>1,012,785</u>
Other financing sources (uses):				
Transfers in	770,000	770,000	693,089	(76,911)
Total other financing sources (uses)	<u>770,000</u>	<u>770,000</u>	<u>693,089</u>	<u>(76,911)</u>
Net change in fund balances	<u>\$ (584,000)</u>	<u>\$ (584,000)</u>	351,874	<u>\$ 935,874</u>
Fund balance, beginning of year			<u>1,131,349</u>	
Fund balance, end of year			<u>\$ 1,483,223</u>	

CITY OF MATTOON, ILLINOIS
COMBINING BALANCE SHEET
NONMAJOR GOVERNMENTAL FUNDS
April 30, 2008

	Special Revenue										Totals	
	Motor Fuel Tax Fund	Hotel and Motel Tax Fund	Festival Management Fund	Home Rehabilitation Grant Fund		Revolving Loan Fund	Midtown TIF District Fund		I-57 East TIF District Fund			South Rt 45 Business District Fund
ASSETS:												
Cash and cash equivalents	\$ 953,600	\$ 42,818	\$ 52,692	\$ (869)	\$ 149,306	\$ 138,918	\$ 614	\$ 2,802	\$ 1,339,881		\$ 2,802	\$ 1,339,881
Receivables	40,945	33,460	--	10,900	85,268	--	--	9,048	179,621			179,621
Due from other funds	24,779	--	--	--	15,467	--	--	--	40,246		--	40,246
Long-term receivables	--	--	--	--	719,985	--	--	--	719,985		--	719,985
Advance to other funds	--	--	--	--	51,555	--	--	--	51,555		--	51,555
Total assets	\$ 1,019,324	\$ 76,278	\$ 52,692	\$ 10,031	\$ 1,021,581	\$ 138,918	\$ 614	\$ 11,850	\$ 2,331,288		\$ 11,850	\$ 2,331,288
LIABILITIES AND FUND BALANCES:												
Liabilities:												
Accounts payable	\$ 3,244	\$ 4,475	\$ 707	\$ 10,000	\$ --	\$ --	\$ --	\$ --	\$ 18,426		\$ --	\$ 18,426
Payroll liabilities payable	--	2,947	--	--	--	--	--	--	2,947		--	2,947
Due to other funds	58,404	305	--	--	--	--	--	--	58,709		--	58,709
Unearned revenue	--	--	--	--	--	--	--	--	3,358		--	3,358
Total liabilities	61,648	7,727	707	10,000	--	--	--	--	83,440		3,358	83,440
Fund equity:												
Fund balances:												
Reserved for:												
Advances	--	--	--	--	51,555	--	--	--	51,555		--	51,555
Long-term receivables	--	--	--	--	719,985	--	--	--	719,985		--	719,985
Unreserved:												
Undesignated	957,676	68,551	51,985	31	250,041	138,918	614	8,492	1,476,308		8,492	1,476,308
Total fund equity	957,676	68,551	51,985	31	1,021,581	138,918	614	8,492	2,247,848		8,492	2,247,848
Total liabilities and fund equity	\$ 1,019,324	\$ 76,278	\$ 52,692	\$ 10,031	\$ 1,021,581	\$ 138,918	\$ 614	\$ 11,850	\$ 2,331,288		\$ 11,850	\$ 2,331,288

CITY OF MATTOON, ILLINOIS

COMBINING STATEMENT OF REVENUES, EXPENDITURES AND CHANGES IN FUND BALANCES
NONMAJOR GOVERNMENTAL FUNDS

For the year ended April 30, 2008

	Special Revenue										Totals	
	Motor Fuel Tax Fund	Hotel and Motel Tax Fund	Festival Management Fund	Home Rehabilitation Grant Fund	Revolving Loan Fund	Midtown TIF District Fund	I-57 East TIF District Fund	South Rt 45 Business District Fund	Eliminations			
Revenues:												
Taxes	\$ --	\$ 228,956	\$ --	\$ --	\$ --	\$ 127,077	\$ 887	\$ --	\$ --	\$ --	\$ 356,920	
Intergovernmental revenues	510,643	--	--	197,013	--	--	--	8,492	--	--	716,148	
Investment income	32,024	--	--	--	24,545	2,714	2	--	--	--	59,285	
Contributions and miscellaneous revenues	--	36	118,630	--	--	--	--	--	--	--	118,666	
Total revenues	542,667	228,992	118,630	197,013	24,545	129,791	889	8,492	--	--	1,251,019	
Expenditures:												
Public works	341,760	--	--	--	--	--	--	--	--	--	341,760	
Culture and recreation	--	198,071	150,548	--	--	--	--	--	--	--	348,619	
Economic development	--	--	--	197,013	1,676	77,979	275	--	--	--	276,943	
Total expenditures	341,760	198,071	150,548	197,013	1,676	77,979	275	--	--	--	967,322	
Excess (deficiency) of revenues over (under) expenditures	200,907	30,921	(31,918)	--	22,869	51,812	614	8,492	--	--	283,697	
Other financing sources (uses):												
Operating transfers in	--	--	60,000	--	--	--	--	--	(60,000)	--	--	
Operating transfers out	--	(60,000)	--	--	--	--	--	--	60,000	--	--	
Total other financing sources (uses)	--	(60,000)	60,000	--	--	--	--	--	--	--	--	
Net change in fund balances	200,907	(29,079)	28,082	--	22,869	51,812	614	8,492	--	--	283,697	
Fund balances, beginning of year	756,769	97,630	23,903	31	998,712	87,106	--	--	--	--	1,964,151	
Fund balances, end of year	\$ 957,676	\$ 68,551	\$ 51,985	\$ 31	\$ 1,021,581	\$ 138,918	\$ 614	\$ 8,492	\$ --	\$ --	\$ 2,247,848	

CITY OF MATTOON, ILLINOIS

**SCHEDULE OF REVENUES, EXPENDITURES AND CHANGES IN FUND BALANCES
BUDGET TO ACTUAL
BUDGETARY BASIS
NONMAJOR GOVERNMENTAL FUND
MOTOR FUEL TAX FUND
For the year ended April 30, 2008**

	<u>Budget</u>		<u>Actual</u>	Variance with Final Budget - Positive (Negative)
	<u>Original</u>	<u>Final</u>		
Revenues:				
Intergovernmental revenues	\$ 535,000	\$ 535,000	\$ 510,643	\$ (24,357)
Investment income	40,000	40,000	32,024	(7,976)
Contributions and miscellaneous revenues	133,795	133,795	--	(133,795)
Total revenues	<u>708,795</u>	<u>708,795</u>	<u>542,667</u>	<u>(166,128)</u>
Expenditures:				
Current:				
Public works	<u>708,663</u>	<u>708,663</u>	<u>341,760</u>	<u>366,903</u>
Total expenditures	<u>708,663</u>	<u>708,663</u>	<u>341,760</u>	<u>366,903</u>
Excess of revenues over expenditures	<u>\$ 132</u>	<u>\$ 132</u>	200,907	<u>\$ 200,775</u>
Fund balance, beginning of year			<u>756,769</u>	
Fund balance, end of year			<u>\$ 957,676</u>	

CITY OF MATTOON, ILLINOIS

**SCHEDULE OF REVENUES, EXPENDITURES AND CHANGES IN FUND BALANCES
BUDGET TO ACTUAL
BUDGETARY BASIS
NONMAJOR GOVERNMENTAL FUND
HOTEL AND MOTEL TAX FUND
For the year ended April 30, 2008**

	Budget		Actual	Variance with Final Budget - Positive (Negative)
	Original	Final		
Revenues:				
Taxes	\$ 260,000	\$ 260,000	\$ 228,956	\$ (31,044)
Contributions and miscellaneous revenues	--	--	36	36
Total revenues	<u>260,000</u>	<u>260,000</u>	<u>228,992</u>	<u>(31,008)</u>
Expenditures:				
Current:				
Culture and recreation	199,046	199,046	198,071	975
Total expenditures	<u>199,046</u>	<u>199,046</u>	<u>198,071</u>	<u>975</u>
Excess of revenues over expenditures	<u>60,954</u>	<u>60,954</u>	<u>30,921</u>	<u>(30,033)</u>
Other financing sources (uses):				
Operating transfers out	<u>(60,000)</u>	<u>(60,000)</u>	<u>(60,000)</u>	--
Total other financing sources (uses)	<u>(60,000)</u>	<u>(60,000)</u>	<u>(60,000)</u>	--
Net change in fund balances	<u>\$ 954</u>	<u>\$ 954</u>	(29,079)	<u>\$ (30,033)</u>
Fund balance, beginning of year			<u>97,630</u>	
Fund balance, end of year			<u>\$ 68,551</u>	

CITY OF MATTOON, ILLINOIS

**SCHEDULE OF REVENUES, EXPENDITURES AND CHANGES IN FUND BALANCES
BUDGET TO ACTUAL
BUDGETARY BASIS
NONMAJOR GOVERNMENTAL FUND
FESTIVAL MANAGEMENT FUND
For the year ended April 30, 2008**

	Budget		Actual	Variance with Final Budget - Positive (Negative)
	Original	Final		
Revenues:				
Contributions & miscellaneous revenues	\$ 105,750	\$ 105,750	\$ 118,630	\$ 12,880
Total revenues	105,750	105,750	118,630	12,880
Expenditures:				
Current:				
Culture and recreation	165,750	165,750	150,548	15,202
Total expenditures	165,750	165,750	150,548	15,202
Excess (deficiency) of revenues over (under) expenditures	(60,000)	(60,000)	(31,918)	28,082
Other financing sources (uses):				
Operating transfers in	60,000	60,000	60,000	--
Total other financing sources (uses)	60,000	60,000	60,000	--
Net change in fund balances	\$ --	\$ --	28,082	\$ 28,082
Fund balance, beginning of year			23,903	
Fund balance, end of year			\$ 51,985	

CITY OF MATTOON, ILLINOIS

**SCHEDULE OF REVENUES, EXPENDITURES AND CHANGES IN FUND BALANCES
BUDGET TO ACTUAL
BUDGETARY BASIS
NONMAJOR GOVERNMENTAL FUND
HOME REHABILITATION GRANT FUND
For the year ended April 30, 2008**

	<u>Budget</u>		<u>Actual</u>	Variance with Final Budget - Positive (Negative)
	<u>Original</u>	<u>Final</u>		
Revenues:				
Intergovernmental revenues	\$ 210,000	\$ 210,000	\$ 197,013	\$ (12,987)
Total revenues	<u>210,000</u>	<u>210,000</u>	<u>197,013</u>	<u>(12,987)</u>
Expenditures:				
Current:				
Economic development	<u>210,000</u>	<u>210,000</u>	<u>197,013</u>	<u>12,987</u>
Total expenditures	<u>210,000</u>	<u>210,000</u>	<u>197,013</u>	<u>12,987</u>
Excess of revenues over expenditures	<u>\$ --</u>	<u>\$ --</u>	<u>--</u>	<u>\$ --</u>
Fund balance, beginning of year			<u>31</u>	
Fund balance, end of year			<u>\$ 31</u>	

CITY OF MATTOON, ILLINOIS

**SCHEDULE OF REVENUES, EXPENDITURES AND CHANGES IN FUND BALANCES
BUDGET TO ACTUAL
BUDGETARY BASIS
NONMAJOR GOVERNMENTAL FUND
REVOLVING LOAN FUND
For the year ended April 30, 2008**

	<u>Budget</u>		<u>Actual</u>	Variance with Final Budget - Positive (Negative)
	<u>Original</u>	<u>Final</u>		
Revenues:				
Investment income	\$ 5,000	\$ 5,000	\$ 24,545	\$ 19,545
Contributions and miscellaneous revenues	90,000	90,000	--	(90,000)
Total revenues	<u>95,000</u>	<u>95,000</u>	<u>24,545</u>	<u>(70,455)</u>
Expenditures:				
Current:				
Economic development	183,500	183,500	1,676	181,824
Total expenditures	<u>183,500</u>	<u>183,500</u>	<u>1,676</u>	<u>181,824</u>
Excess (deficiency) of revenues over (under) expenditures	<u>\$ (88,500)</u>	<u>\$ (88,500)</u>	<u>22,869</u>	<u>\$ 111,369</u>
Other financing sources (uses):				
Operating transfers in	11,600	11,600	--	(11,600)
Total other financing sources (uses)	<u>11,600</u>	<u>11,600</u>	<u>--</u>	<u>(11,600)</u>
Net change in fund balances	<u>\$ (76,900)</u>	<u>\$ (76,900)</u>	22,869	<u>\$ 99,769</u>
Fund balance, beginning of year			<u>998,712</u>	
Fund balance, end of year			<u>\$ 1,021,581</u>	

CITY OF MATTOON, ILLINOIS

**SCHEDULE OF REVENUES, EXPENDITURES AND CHANGES IN FUND BALANCES
BUDGET TO ACTUAL
BUDGETARY BASIS
NONMAJOR GOVERNMENTAL FUND
MIDTOWN TIF DISTRICT FUND
For the year ended April 30, 2008**

	<u>Budget</u>			Variance with Final Budget - Positive (Negative)
	<u>Original</u>	<u>Final</u>	<u>Actual</u>	
Revenues:				
Taxes	\$ 175,000	\$ 175,000	\$ 127,077	\$ (47,923)
Investment income	4,000	4,000	2,714	(1,286)
Total revenues	<u>179,000</u>	<u>179,000</u>	<u>129,791</u>	<u>(49,209)</u>
Expenditures:				
Current:				
Economic development	<u>107,375</u>	<u>107,375</u>	<u>77,979</u>	<u>29,396</u>
Total expenditures	<u>107,375</u>	<u>107,375</u>	<u>77,979</u>	<u>29,396</u>
Excess of revenues over expenditures	<u>\$ 71,625</u>	<u>\$ 71,625</u>	51,812	<u>\$ (19,813)</u>
Fund balance, beginning of year			<u>87,106</u>	
Fund balance, end of year			<u>\$ 138,918</u>	

CITY OF MATTOON, ILLINOIS

**COMBINING STATEMENT OF NET ASSETS
INTERNAL SERVICE FUNDS**

April 30, 2008

	<u>Health Insurance Fund</u>	<u>Insurance and Tort Judgment</u>	<u>Total</u>
ASSETS:			
Current assets:			
Cash and cash equivalents	\$ (10,696)	\$ 244,210	233,514
Due from other funds	128,909	20,038	148,947
Due from component units	-	291	291
Prepaid items	--	189,572	189,572
Total current assets	<u>118,213</u>	<u>454,111</u>	<u>572,324</u>
Noncurrent assets:			
Restricted assets:			
Cash and cash equivalents	<u>5,623</u>	<u>--</u>	<u>5,623</u>
Total noncurrent assets	<u>5,623</u>	<u>--</u>	<u>5,623</u>
Total assets	<u>123,836</u>	<u>454,111</u>	<u>577,947</u>
LIABILITIES:			
Current liabilities:			
Accounts payable	\$ 116,819	\$ 10,217	\$ 127,036
Due to component units	2,221	--	2,221
Payable from restricted assets:			
Other payables	<u>4,796</u>	<u>--</u>	<u>4,796</u>
Total current liabilities	<u>123,836</u>	<u>10,217</u>	<u>134,053</u>
Total liabilities	<u>123,836</u>	<u>10,217</u>	<u>134,053</u>
NET ASSETS:			
Unrestricted	<u>--</u>	<u>443,894</u>	<u>443,894</u>
Total net assets	<u>\$ --</u>	<u>\$ 443,894</u>	<u>\$ 443,894</u>

CITY OF MATTOON, ILLINOIS

**COMBINING STATEMENT OF REVENUES, EXPENSES, AND
CHANGES IN FUND NET ASSETS
INTERNAL SERVICE FUNDS
For the year ended April 30, 2008**

	<u>Health Insurance Fund</u>	<u>Insurance and Tort Judgment Fund</u>	<u>Total</u>
Operating revenues:			
Fund charges and employee contributions	\$ 1,911,094	\$ 897,932	\$ 2,809,026
Insurance reimbursements	33,655	--	33,655
Miscellaneous operating revenue	--	2,677	2,677
	<u>1,944,749</u>	<u>900,609</u>	<u>2,845,358</u>
Total operating revenue			
Operating expenses:			
Administrative and general	139,297	6,965	146,262
Insurance	148,549	877,212	1,025,761
Self insured retention and deductible	--	16,432	16,432
Health claims and uninsured judgments	1,656,963	--	1,656,963
	<u>1,944,809</u>	<u>900,609</u>	<u>2,845,418</u>
Total operating expenses			
Operating income (loss)	<u>(60)</u>	<u>--</u>	<u>(60)</u>
Non-operating revenues (expenses):			
Investment income	60	--	60
	<u>60</u>	<u>--</u>	<u>60</u>
Total non-operating revenues (expenses)			
Change in net assets	--	--	--
Net assets, beginning of year	<u>--</u>	<u>443,894</u>	<u>443,894</u>
Net assets, end of year	<u>\$ --</u>	<u>\$ 443,894</u>	<u>\$ 443,894</u>

CITY OF MATTOON, ILLINOIS

**COMBINING STATEMENT OF CASH FLOWS
INTERNAL SERVICE FUNDS
For the year ended April 30, 2008**

	<u>Health Insurance Fund</u>	<u>Insurance and Tort Judgment Fund</u>	<u>Total</u>
CASH FLOWS FROM OPERATING ACTIVITIES:			
Receipts from interfund services provided	\$ 1,617,451	\$ 864,681	\$ 2,482,132
Receipts from component units	43,265	12,922	56,187
Receipts from employees and retirees	327,932	--	327,932
Payments to suppliers	(287,846)	(595,853)	(883,699)
Payments to claimants	(1,701,857)	--	(1,701,857)
Other receipts	33,655	2,677	36,332
	<u>32,600</u>	<u>284,427</u>	<u>317,027</u>
Net cash provided by operating activities			
CASH FLOWS FROM INVESTING ACTIVITIES:			
Investment income received (net of expense)	<u>60</u>	<u>--</u>	<u>60</u>
Net cash provided by investing activities	<u>60</u>	<u>--</u>	<u>60</u>
Net increase in cash	32,660	284,427	317,087
Cash, restricted and unrestricted, beginning of year	<u>(37,733)</u>	<u>(40,217)</u>	<u>(77,950)</u>
Cash, restricted and unrestricted, end of year	<u>\$ (5,073)</u>	<u>\$ 244,210</u>	<u>\$ 239,137</u>

CITY OF MATTOON, ILLINOIS

COMBINING STATEMENT OF CASH FLOWS

(CONTINUED)

INTERNAL SERVICE FUNDS

For the year ended April 30, 2008

	<u>Health Insurance Fund</u>	<u>Insurance and Tort Judgment Fund</u>	<u>Total</u>
Reconciliation of operating income to net cash provided by operating activities:			
Operating income (loss)	\$ (60)	\$ --	\$ (60)
Adjustments to reconcile operating income to net cash provided by operating activities:			
(Increase) decrease in due from other funds	75,333	(20,038)	55,295
(Increase) decrease in due from component units	--	(291)	(291)
(Increase) decrease in prepaid items	--	302,587	302,587
Increase (decrease) in accounts payable	(46,671)	2,169	(44,502)
Increase (decrease) in due to other funds	2,221	--	2,221
Increase (decrease) in other payables	<u>1,777</u>	<u>--</u>	<u>1,777</u>
Net cash provided by operating activities	<u>\$ 32,600</u>	<u>\$ 284,427</u>	<u>\$ 317,027</u>

CITY OF MATTOON, ILLINOIS

BALANCE SHEET
GOVERNMENTAL COMPONENT UNIT (MATTOON PUBLIC LIBRARY)
April 30, 2008

ASSETS:

Cash and cash equivalents	\$ 11,748
Investments, at fair value	7,196
Due from primary government	36,971
Restricted assets:	
Other investments	<u>25,000</u>
Total assets	<u>\$ 80,915</u>

LIABILITIES AND FUND BALANCE:

Liabilities:

Accounts payable	\$ 11,126
Payroll liabilities payable	2,084
Due to primary government	291
Unearned revenue	<u>5,207</u>
Total liabilities	<u>18,708</u>

Fund balance:

Reserved for endowment	25,000
Unreserved	<u>37,207</u>
Total fund balance	<u>62,207</u>
Total liabilities and fund balance	<u>\$ 80,915</u>

CITY OF MATTOON, ILLINOIS

STATEMENT OF REVENUES, EXPENDITURES AND
CHANGES IN FUND BALANCES
GOVERNMENTAL COMPONENT UNIT (MATTOON PUBLIC LIBRARY)
For the year ended April 30, 2008

Revenues:	
Payments from primary government	\$ 448,159
Intergovernmental revenues	27,045
Charges for services	6,889
Fines and forfeitures	11,054
Investment income	295
Miscellaneous revenues	16,953
	<hr/>
Total revenues	510,395
	<hr/>
Expenditures:	
Current:	
Culture and recreation	487,323
Capital outlay	52,603
	<hr/>
Total expenditures	539,926
	<hr/>
Deficiency of revenues under expenditures	(29,531)
	<hr/>
Fund balance, beginning of year	91,738
	<hr/>
Fund balance, end of year	\$ 62,207
	<hr/>

CITY OF MATTOON, ILLINOIS

**COMBINING STATEMENT OF FIDUCIARY NET ASSETS
FIDUCIARY COMPONENT UNITS**

April 30, 2008

	<u>Mattoon Police Pension Fund</u>	<u>Mattoon Firefighters Pension Fund</u>	<u>Totals</u>
ASSETS:			
Cash	\$ 662,591	\$ 1,553,402	\$ 2,215,993
Interest receivable	103,276	114,855	218,131
Due from primary government	137,459	172,810	310,269
Investments, at fair value	<u>13,537,823</u>	<u>14,189,184</u>	<u>27,727,007</u>
 Total assets	 14,441,149	 16,030,251	 30,471,400
LIABILITIES:			
 Pensions payable	 <u>108,270</u>	 <u>145,375</u>	 <u>253,645</u>
NET ASSETS:			
 Held in trust for pension benefits (a schedule of funding progress is presented on pages 89-90)	 <u>\$ 14,332,880</u>	 <u>\$ 15,884,876</u>	 <u>\$ 30,217,756</u>

CITY OF MATTOON, ILLINOIS

**COMBINING STATEMENT OF CHANGES IN FIDUCIARY NET ASSETS
FIDUCIARY COMPONENT UNITS
For the year ended April 30, 2008**

	<u>Mattoon Police Pension Fund</u>	<u>Mattoon Firefighters Pension Fund</u>	<u>Totals</u>
Additions:			
Contributions:			
Employer	\$ 913,188	\$ 1,044,189	\$ 1,957,377
Plan members	222,846	194,289	417,135
Total contributions	<u>1,136,034</u>	<u>1,238,478</u>	<u>2,374,512</u>
Investment income:			
Interest income	442,908	724,633	1,167,541
Net decrease in fair value of investments	<u>(368,276)</u>	<u>(762,838)</u>	<u>(1,131,114)</u>
Net investment income	<u>74,632</u>	<u>(38,205)</u>	<u>36,427</u>
Total additions	<u>1,210,666</u>	<u>1,200,273</u>	<u>2,410,939</u>
Deductions:			
Benefits and refunds of contributions	1,259,140	1,712,291	2,971,431
Miscellaneous	2,852	3,551	6,403
Total expenditures	<u>1,261,992</u>	<u>1,715,842</u>	<u>2,977,834</u>
Net decrease	(51,326)	(515,569)	(566,895)
Net assets held in trust for pension benefits:			
Beginning of year	<u>14,384,206</u>	<u>16,400,445</u>	<u>30,784,651</u>
End of year	<u>\$ 14,332,880</u>	<u>\$ 15,884,876</u>	<u>\$ 30,217,756</u>

ACCOMPANYING INFORMATION SECTION

CITY OF MATTOON, ILLINOIS
LEGAL DEBT MARGIN
(UNAUDITED)
April 30, 2008

	2007 <u>Tax Year</u>
Assessed valuation	\$ <u>179,444,578</u>
Statutory debt limitation: (8.625% of assessed valuation)	\$ 15,477,095
Total debt:	
General obligation bonds	(10,725,000)
Capital leases	(858,632)
Notes payable	<u>(13,757,922)</u>
Total debt	(25,341,555)
Less debt exempt from statutory debt limitation computation:	
General obligation bonds	10,725,000
Capital leases	48,746
Notes payable-IEPA loans	<u>13,193,868</u>
Total debt exempt from statutory debt limitation	<u>23,967,614</u>
Legal debt margin	<u>\$ 14,103,155</u>

COMPLIANCE SECTION

WEST & COMPANY, LLC

MEMBERS

E. LYNN FREESE
RICHARD C. WEST
KENNETH L. VOGT
BRIAN E. DANIELL
JANICE K. ROMACK
DIANA R. SMITH
D. RAIF PERRY
JOHN H. VOGT

CERTIFIED PUBLIC ACCOUNTANTS & CONSULTANTS

613 BROADWAY AVENUE
P.O. BOX 945
MATTOON, ILLINOIS 61938

(217) 235-4747
www.westcpa.com

OFFICES

EDWARDSVILLE
EFFINGHAM
GREENVILLE
MATTOON
SULLIVAN

REPORT ON INTERNAL CONTROL OVER FINANCIAL REPORTING AND ON COMPLIANCE AND OTHER MATTERS BASED ON AN AUDIT OF FINANCIAL STATEMENTS PERFORMED IN ACCORDANCE WITH *GOVERNMENT AUDITING STANDARDS*

Mayor and City Commissioners
City of Mattoon, Illinois

We have audited the financial statements of the governmental activities, the business-type activities, the aggregate discretely presented component units, each major fund, and the aggregate remaining fund information of the City of Mattoon, Illinois, as of and for the year ended April 30, 2008, which collectively comprise the City of Mattoon, Illinois' basic financial statements and have issued our report thereon dated December 12, 2008. We conducted our audit in accordance with auditing standards generally accepted in the United States of America and the standards applicable to financial audits contained in *Government Auditing Standards*, issued by the Comptroller General of the United States.

Internal Control Over Financial Reporting

In planning and performing our audit, we considered the City of Mattoon, Illinois' internal control over financial reporting as a basis for designing our auditing procedures for the purpose of expressing our opinions on the financial statements, but not for the purpose of expressing an opinion on the effectiveness of the City of Mattoon, Illinois' internal control over financial reporting. Accordingly, we do not express an opinion on the effectiveness of the City of Mattoon, Illinois' internal control over financial reporting.

Our consideration of the internal control over financial reporting was for the limited purpose described in the preceding paragraph and would not necessarily identify all deficiencies in internal control over financial reporting that might be significant deficiencies or material weaknesses. However, as discussed below, we identified a certain deficiency in internal control over financial reporting that we consider to be a significant deficiency.

A control deficiency exists when the design or operation of a control does not allow management or employees, in the normal course of performing their assigned functions, to prevent or detect misstatements on a timely basis. A significant deficiency is a control deficiency, or a combination of control deficiencies, that adversely affects the City of Mattoon, Illinois' ability to initiate, authorize, record, process, or report financial data reliably in accordance with generally accepted accounting principles such that there is more than a remote likelihood that a misstatements of the City of Mattoon, Illinois' financial statements that is more than inconsequential will not be prevented or detected by the City of Mattoon, Illinois' internal control. We consider the deficiency described in the accompanying schedule of findings and questioned costs as item 08-01 to be a significant deficiency in internal control over financial reporting.

A material weakness is a significant deficiency, or combination of significant deficiencies, that results in more than a remote likelihood that a material misstatement of the financial statements will not be prevented or detected by the City of Mattoon, Illinois' internal control.

Our consideration of the internal control over financial reporting was for the limited purpose described in the first paragraph of this section and would not necessarily identify all deficiencies in internal control that might be significant deficiencies and, accordingly, would not necessarily disclose all significant deficiencies that are also considered to be material weaknesses. However, we consider item 08-01 to be a material weakness.

Compliance and Other Matters

As part of obtaining reasonable assurance about whether the City of Mattoon, Illinois' financial statements are free of material misstatement, we performed tests of its compliance with certain provisions of laws, regulations, contracts and grant agreements, noncompliance with which could have a direct and material effect on the determination of financial statement amounts. However, providing an opinion on compliance with those provisions was not an objective of our audit, and accordingly, we do not express such an opinion. The results of our tests disclosed no instances of noncompliance or other matters that are required to be reported under *Government Auditing Standards*.

We noted certain other matters that we reported to management of the City of Mattoon, Illinois, in a separate letter dated December 12, 2008.

The City of Mattoon, Illinois' response to the finding identified in our audit is described in the accompanying schedule of findings and questioned costs. We did not audit the City of Mattoon, Illinois' response and, accordingly, express no opinion on it.

Mayor and City Commissioners
City of Mattoon, Illinois
Page 3

This report is intended solely for the information and use of management, City Council, others within the entity, and federal awarding agencies and pass-through entities and is not intended to be and should not be used by anyone other than these specified parties.

West & Company, LLC

December 12, 2008

WEST & COMPANY, LLC

MEMBERS

E. LYNN FREESE
RICHARD C. WEST
KENNETH L. VOGT
BRIAN E. DANIELL
JANICE K. ROMACK
DIANA R. SMITH
D. RAIF PERRY
JOHN H. VOGT

CERTIFIED PUBLIC ACCOUNTANTS
&
CONSULTANTS

613 BROADWAY AVENUE
P.O. BOX 945
MATTOON, ILLINOIS 61938

(217) 235-4747
www.westcpa.com

OFFICES

EDWARDSVILLE
EFFINGHAM
GREENVILLE
MATTOON
SULLIVAN

**REPORT ON COMPLIANCE WITH REQUIREMENTS APPLICABLE TO
EACH MAJOR PROGRAM AND ON INTERNAL CONTROL OVER COMPLIANCE
IN ACCORDANCE WITH OMB CIRCULAR A-133**

Mayor and City Commissioners
City of Mattoon, Illinois

Compliance

We have audited the compliance of the City of Mattoon, Illinois with the types of compliance requirements described in the U.S. Office of Management and Budget (OMB) Circular A-133 *Compliance Supplement* that are applicable to each of its major federal programs for the year ended April 30, 2008. The City of Mattoon, Illinois' major federal programs are identified in the summary of auditor's results section of the accompanying schedule of findings and questioned costs. Compliance with the requirements of laws, regulations, contracts, and grants applicable to each of its major federal programs is the responsibility of the City of Mattoon, Illinois' management. Our responsibility is to express an opinion on the City of Mattoon, Illinois' compliance based on our audit.

We conducted our audit of compliance in accordance with auditing standards generally accepted in the United States of America; the standards applicable to financial audits contained in *Government Auditing Standards*, issued by the Comptroller General of the United States; and OMB Circular A-133, *Audits of States, Local Governments, and Non-Profit Organizations*. Those standards and OMB Circular A-133 require that we plan and perform the audit to obtain reasonable assurance about whether noncompliance with the types of compliance requirements referred to above that could have a direct and material effect on a major federal program occurred. An audit includes examining, on a test basis, evidence about the City of Mattoon, Illinois' compliance with those requirements and performing such other procedures as we considered necessary in the circumstances. We believe that our audit provides a reasonable basis for our opinion. Our audit does not provide a legal determination on the City of Mattoon, Illinois' compliance with those requirements.

In our opinion, the City of Mattoon, Illinois complied, in all material respects, with the requirements referred to above that are applicable to each of its major federal programs for the year ended April 30, 2008.

Internal Control Over Compliance

The management of the City of Mattoon, Illinois is responsible for establishing and maintaining effective internal control over compliance with the requirements of laws, regulations, contracts, and grants applicable to federal programs. In planning and performing our audit, we considered the City of Mattoon, Illinois' internal control over compliance with the requirements that could have a direct and material effect on a major federal program in order to determine our auditing procedures for the purpose of expressing our opinion on compliance, but not for the purpose of expressing an opinion on the effectiveness of internal control over compliance. Accordingly, we do not express an opinion on the effectiveness of the City of Mattoon, Illinois' internal control over compliance.

A control deficiency in an entity's internal control over compliance exists when the design or operation of a control does not allow management or employees, in the normal course of performing their assigned functions, to prevent or detect noncompliance with a type of compliance requirement of a federal program on a timely basis. A significant deficiency is a control deficiency, or combination of control deficiencies, that adversely affects the entity's ability to administer a federal program such that there is more than a remote likelihood that noncompliance with a type of compliance requirement of a federal program that is more than inconsequential will not be prevented or detected by the entity's internal control.

A material weakness is a significant deficiency, or combination of significant deficiencies, that results in more than a remote likelihood that material noncompliance with a type of compliance requirement of a federal program will not be prevented or detected by the entity's internal control.

Our consideration of the internal control over compliance was for the limited purpose described in the first paragraph of this section and would not necessarily identify all deficiencies in internal control that might be significant deficiencies or material weaknesses. We did not identify any deficiencies in internal control over compliance that we consider to be material weaknesses, as defined above.

This report is intended solely for the information and use of management, City Council, others within the entity, and federal awarding agencies and pass-through entities and is not intended to be and should not be used by anyone other than these specified parties.

West & Company, LLC

December 12, 2008

CITY OF MATTOON, ILLINOIS

SCHEDULE OF EXPENDITURES OF FEDERAL AWARDS

For the year ended April 30, 2008

Federal Grantor/ Pass-Through Grantor/ Program or Cluster Title	CFDA Number	Pass-through Grantor's Number	Federal Expenditures
U.S. Department of Housing and Urban Development			
(m) HOME Investment Partnership Program	14.239	HO-2591	\$ 197,013
<i>Passed through Illinois Department of Commerce and Economic Opportunity:</i>			
Illinois Community Development Assistance Program	14.288	05-24104	<u>43,500</u>
Total U.S. Department of Housing and Urban Development			<u>240,513</u>
U.S. Department of Justice			
Bulletproof Vest Partnership Program	16.607	2003BUBX03014016	7,109
Bulletproof Vest Partnership Program	16.607	2007BUBX07038122	<u>626</u>
Total Bulletproof Vest Partnership Program			<u>7,735</u>
Omega - sharing of federally forfeited property	16.UNKNOWN		<u>101,257</u>
<i>Passed through Illinois Criminal Justice Info Authority:</i>			
Community Prosecution and Project Safe Neighborhoods	16.609	107013	<u>10,613</u>
Byrne Formula Grant Program	16.579	404503	54,047
Byrne Formula Grant Program	16.579	405003	78,979
Byrne Formula Grant Program	16.579	404603	17,929
Anti-Drug Abuse Act	16.579	403559	<u>11,142</u>
Total Byrne Formula Grant Program			<u>162,097</u>
Total U.S. Department of Justice			<u>281,702</u>
Museum and Library Services			
<i>Passed through Illinois State Library:</i>			
Library Services and Technology Grant Act	45.310	LSTA 08-2034	<u>4,900</u>
Total Museum and Library Services			<u>4,900</u>

(m) - Audited as a major program

CITY OF MATTOON, ILLINOIS

**SCHEDULE OF EXPENDITURES OF FEDERAL AWARDS
(CONTINUED)**

For the year ended April 30, 2008

Federal Grantor/ Pass-Through Grantor/ Program or Cluster Title	CFDA Number	Pass-through Grantor's Number	Federal Expenditures
U.S. Department of Transportation			
<i>Passed through Illinois Department of Transportation:</i>			
State and Community Highway Safety	20.600	AL7-3625-308	3,574
State and Community Highway Safety	20.600	AL8-3625-460	<u>2,224</u>
Total U.S. Department of Transportation			<u>5,798</u>
U.S. Environmental Protection Agency			
<i>Passed through Illinois Environmental Protection Agency:</i>			
(m) Clean Water Act Financial Assistance Agreement	66.460	3190120	<u>195,115</u>
Total U.S. Environmental Protection Agency			<u>195,115</u>
U.S. Department of Homeland Security			
<i>Passed through Illinois Emergency Management Agency passed through Illinois Terrorism Task Force passed through Mutual Aid Box Alarm System:</i>			
State Homeland Security Program	97.073	N/A	<u>22,897</u>
Total U.S. Department of Homeland Security			<u>22,897</u>
TOTAL			<u><u>\$ 750,925</u></u>

(m) - Audited as a major program

CITY OF MATTOON, ILLINOIS

NOTES TO SCHEDULE OF EXPENDITURES OF FEDERAL AWARDS

For the year ended April 30, 2008

1. BASIS OF PRESENTATION

The accompanying Schedule of Expenditures of Federal Awards includes the federal grant activity of the City of Mattoon, Illinois for the year ended April 30, 2008, presented on the modified accrual basis of accounting. All federal awards received directly from federal agencies as well as federal awards passed through other government agencies are included on this schedule. The information in this schedule is presented in accordance with the requirements of OMB Circular A-133, *Audits of States, Local Governments, and Non-Profit Organizations*. Therefore, some amounts presented in this schedule may differ from amounts presented in, or used in the preparation of, the basic financial statements.

CITY OF MATTOON, ILLINOIS

SCHEDULE OF FINDINGS AND QUESTIONED COSTS

For the year ended April 30, 2008

Section I - Summary of Auditors' Results

Financial Statements

Type of auditors' report issued: UNQUALIFIED

Internal control over financial reporting:

- Material weakness(es) identified? X yes no
- Significant deficiency(ies) identified that are not considered to be material weakness(es)? yes X none reported

Noncompliance material to financial statements noted? yes X no

Federal Awards

Internal control over major programs:

- Material weakness(es) identified? yes X no
- Significant deficiency(ies) identified that are not considered to be material weakness(es)? yes X none reported

Type of auditors' report issued on compliance for major programs: UNQUALIFIED

Any audit findings disclosed that are required to be reported in accordance with Circular A-133, Section .510(a)? yes X no

Identification of major programs:

<u>CFDA Number(s)</u>	<u>Name of federal program or cluster</u>
14.239	HOME Investment Partnership Program
66.460	Clean Water Act Financial Assistance Agreement

Dollar threshold used to distinguish between Type A and Type B programs: \$ 300,000

Auditee qualified as a low-risk auditee? yes X no

CITY OF MATTOON, ILLINOIS

**SCHEDULE OF FINDINGS AND QUESTIONED COSTS
(CONTINUED)**

For the year ended April 30, 2008

Section II - Financial Statement Findings

FINDING NO 08-01 – Failure to reconcile subsidiary ledgers for utility accounts receivable to the general ledger (Repeat of Finding No. 07-01)

Criteria/Specific Requirement:

To support effective internal control over receivables, subsidiary ledgers of utility accounts receivable should be reconciled to the general ledger on a monthly basis. Such a reconciliation should include identifying and correcting all discrepancies between the subsidiary ledgers and the general ledger on a timely basis.

Condition:

A review of the aged accounts receivable reports for the Water and Sewer Funds showed that they had not been reconciled on a monthly basis to the general ledger. Therefore, the utility accounts receivable reported in the general ledger did not agree to the amount shown on the aged receivable report.

Effect:

By not reviewing and reconciling the utility accounts receivable monthly, discrepancies could occur and not be detected timely.

Auditors' Recommendation:

The City of Mattoon, Illinois' personnel should prepare a reconciliation of the utility accounts receivable subsidiary ledgers to the general ledger at the end of each month and any reconciling items should be investigated and cleared promptly. The City Treasurer should then review the reconciliation and satisfy himself that it is proper.

Management's Response:

The City of Mattoon will develop a policy on the reconciliation of the accounts receivable for the Water and Sewer utilities. This policy will include reconciliation by the Finance Department personnel on a monthly basis, reviewed by the City Attorney and Treasurer, and an active collections management program.

CITY OF MATTOON, ILLINOIS
SCHEDULE OF FINDINGS AND QUESTIONED COSTS
(CONTINUED)
For the year ended April 30, 2008

Section III - Federal Award Findings

No findings were noted for the year ended April 30, 2008.

CITY OF MATTOON, ILLINOIS

**CORRECTIVE ACTION PLAN FOR CURRENT YEAR AUDIT FINDING
For the year ended April 30, 2008**

Corrective Action Plan

Finding No.: 08-01

Condition:

A review of the aged accounts receivable reports for the Water and Sewer Funds showed that they had not been reconciled on a monthly basis to the general ledger. Therefore, the utility accounts receivable reported in the general ledger did not agree to the amount shown on the aged receivable report.

Plan:

The City of Mattoon will develop a policy on the reconciliation of the accounts receivable for the Water and Sewer utilities. This policy will include reconciliation by the Finance Department personnel on a monthly basis, reviewed by the City Attorney and Treasurer, and an active collections management program.

Anticipated Date of Completion:

December 2008

Name of Contact Person:

Preston Owen, City Attorney and Treasurer

CITY OF MATTOON, ILLINOIS
SUMMARY SCHEDULE OF PRIOR AUDIT FINDINGS
For the year ended April 30, 2008

Finding Number	Condition	Current Status
07-01	A review of the aged accounts receivable reports for the Water and Sewer Funds showed that they had not been reconciled on a monthly basis to the general ledger. Therefore, the utility account receivable reported in the general ledger did not agree to the amount shown on the aged receivable report.	Repeated as Finding 08-01